



REScheck Software Version 4.7.1 Compliance Certificate

Project THE ASPEN

Energy Code: **Utah Energy Conservation Code**
 Location: **Cedar Fort, Utah**
 Construction Type: **Single-family**
 Project Type: **New Construction**
 Orientation: **Bldg. faces 90 deg. from North**
 Conditioned Floor Area: **1,862 ft2**
 Glazing Area **16%**
 Climate Zone: **5 (7011 HDD)**
 Permit Date:
 Permit Number:

Construction Site:
 Unit #209 Spring Run Phase II
 Eagle Mountain, UT 84005

Owner/Agent:
 TRIUMPH CONSTRUCTION
 5151 South 900 East
 Salt Lake City, UT 84117
 801.269.1508

Designer/Contractor:
 ARCFL0
 228 East 500 South
 Suite #101
 Salt Lake City, UT 84111
 801.320.9773
 projects@arcflo.com

Compliance: Passes using UA trade-off

Compliance: **5.2% Better Than Code** Maximum UA: **383** Your UA: **363**

The % Better or Worse Than Code Index reflects how close to compliance the house is based on code trade-off rules. It DOES NOT provide an estimate of energy use or cost relative to a minimum-code home.

Envelope Assemblies

Assembly	Gross Area or Perimeter	Cavity R-Value	Cont. R-Value	U-Factor	UA
Ceiling 1 - Level 2: Flat Ceiling or Scissor Truss	1,334	48.0	0.0	0.026	35
Wall 1.1 - Main Level: Wood Frame, 16" o.c. Orientation: Front	303	19.0	0.0	0.060	17
Door: Solid Orientation: Unspecified	20			0.300	6
Wall 2.1 - Main Level: Wood Frame, 16" o.c. Orientation: Right side	127	19.0	0.0	0.060	6
Door 3: Solid Orientation: Right side	20			0.300	6
Wall 2.2 - Main Level (DEMISING WALL): Wood Frame, 16" o.c. Orientation: Right side	220	15.0	0.0	0.077	17
Wall 3.1 - Main Level: Wood Frame, 16" o.c. Orientation: Back	303	19.0	0.0	0.060	13
Window: Vinyl/Fiberglass Frame:Double Pane with Low-E Orientation: Back	85			0.300	26
Wall 4.1 - Main Level: Wood Frame, 16" o.c. Orientation: Left side	347	19.0	0.0	0.060	18
Window: Vinyl/Fiberglass Frame:Double Pane with Low-E Orientation: Left side	35			0.300	11
Door: Glass Orientation: Left side	20			0.300	6

Assembly	Gross Area or Perimeter	Cavity R-Value	Cont. R-Value	U-Factor	UA
Wall 1.1 - Level 2: Wood Frame, 16" o.c. Orientation: Front	230	21.0	0.0	0.057	10
Window: Vinyl/Fiberglass Frame:Double Pane with Low-E Orientation: Unspecified	54			0.300	16
Wall 2.1 - Level 2: Wood Frame, 16" o.c. Orientation: Right side	80	21.0	0.0	0.057	5
Wall 2.2 - Level 2 (DEMISING WALL): Wood Frame, 16" o.c. Orientation: Right side	278	15.0	0.0	0.077	21
Wall 3.1 - Level 2: Wood Frame, 16" o.c. Orientation: Back	185	21.0	0.0	0.057	7
Window: Vinyl/Fiberglass Frame:Double Pane with Low-E Orientation: Unspecified	55			0.300	17
Wall 4.1 - Level 2: Wood Frame, 16" o.c. Orientation: Left side	265	21.0	0.0	0.057	14
Window: Vinyl/Fiberglass Frame:Double Pane with Low-E Orientation: Left side	24			0.300	7
Floor 1 - Level 2 - Over Garage: All-Wood Joist/Truss:Over Outside Air	299	30.0	0.0	0.033	10
Floor 2 - Walkout Basement: Slab-On-Grade:Unheated Insulation depth: 2.0'	15		21.0	0.767	12
Basement Wall 1: Solid Concrete or Masonry Orientation: Front Wall height: 7.8' Depth below grade: 7.0' Insulation depth: 7.8'	167	0.0	11.0	0.056	9
Basement Wall 1 (STAIR): Solid Concrete or Masonry Orientation: Front Wall height: 7.8' Depth below grade: 7.0' Insulation depth: 7.8'	88	15.0	0.0	0.055	5
Basement Wall 2.1: Solid Concrete or Masonry Orientation: Right side Wall height: 7.8' Depth below grade: 7.0' Insulation depth: 7.8'	277	0.0	11.0	0.056	16
Basement Wall 2.2: Wood Frame Orientation: Right side Wall height: 7.8' Depth below grade: 2.0' Insulation depth: 7.8'	23	19.0	11.0	0.035	1
Basement Wall 3.1: Wood Frame Orientation: Back Wall height: 7.8' Depth below grade: 0.0' Insulation depth: 7.8'	211	19.0	0.0	0.063	8
Window: Vinyl/Fiberglass Frame:Double Pane with Low-E Orientation: Unspecified	46			0.300	14
Door: Glass Orientation: Unspecified	34			0.300	10
Basement Wall 3.2: Solid Concrete or Masonry Orientation: Back Wall height: 7.8' Depth below grade: 7.0' Insulation depth: 7.8'	20	0.0	11.0	0.056	1
Basement Wall 4.1: Wood Frame Orientation: Left side Wall height: 7.8' Depth below grade: 0.0' Insulation depth: 7.8'	66	19.0	0.0	0.063	3
Window: Vinyl/Fiberglass Frame:Double Pane with Low-E Orientation: Unspecified	11			0.300	3

Assembly	Gross Area or Perimeter	Cavity R-Value	Cont. R-Value	U-Factor	UA
Basement Wall 4.2: Solid Concrete or Masonry Orientation: Left side Wall height: 7.8' Depth below grade: 7.0' Insulation depth: 7.8'	234	0.0	11.0	0.056	13

Compliance Statement: The proposed building design described here is consistent with the building plans, specifications, and other calculations submitted with the permit application. The proposed building has been designed to meet the Utah Energy Conservation Code requirements in REScheck Version 4.7.1 and to comply with the mandatory requirements listed in the REScheck Inspection Checklist.

ASHLEY LEHR - PROJECT MANAGER
Name - Title


Signature

03/04/2021
Date





Inspection Checklist

Energy Code: Utah Energy Conservation Code

Requirements: 0.0% were addressed directly in the REScheck software

Text in the "Comments/Assumptions" column is provided by the user in the REScheck Requirements screen. For each requirement, the user certifies that a code requirement will be met and how that is documented, or that an exception is being claimed. Where compliance is itemized in a separate table, a reference to that table is provided.

Section # & Req.ID	Pre-Inspection/Plan Review	Plans Verified Value	Field Verified Value	Complies?	Comments/Assumptions
103.1, 103.2 [PR1] ¹ 	Construction drawings and documentation demonstrate energy code compliance for the building envelope.			<input type="checkbox"/> Complies <input type="checkbox"/> Does Not <input type="checkbox"/> Not Observable <input type="checkbox"/> Not Applicable	
302.1, 403.6 [PR2] ² 	Heating and cooling equipment is sized per ACCA Manual S based on loads calculated per ACCA Manual J or other methods approved by the code official.	Heating: Btu/hr _____ Cooling: Btu/hr _____	Heating: Btu/hr _____ Cooling: Btu/hr _____	<input type="checkbox"/> Complies <input type="checkbox"/> Does Not <input type="checkbox"/> Not Observable <input type="checkbox"/> Not Applicable	

Additional Comments/Assumptions:

1	High Impact (Tier 1)	2	Medium Impact (Tier 2)	3	Low Impact (Tier 3)
---	----------------------	---	------------------------	---	---------------------

Section # & Req.ID	Foundation Inspection	Plans Verified Value	Field Verified Value	Complies?	Comments/Assumptions
402.1.1 [FO1] ¹	Slab edge insulation R-value.	R-____ <input type="checkbox"/> Unheated <input type="checkbox"/> Heated	R-____ <input type="checkbox"/> Unheated <input type="checkbox"/> Heated	<input type="checkbox"/> Complies <input type="checkbox"/> Does Not <input type="checkbox"/> Not Observable <input type="checkbox"/> Not Applicable	See the Envelope Assemblies table for values.
303.2, 402.2.9 [FO2] ¹	Slab edge insulation installed per manufacturer's instructions.			<input type="checkbox"/> Complies <input type="checkbox"/> Does Not <input type="checkbox"/> Not Observable <input type="checkbox"/> Not Applicable	
402.1.1 [FO3] ¹	Slab edge insulation depth/length.	____ ft	____ ft	<input type="checkbox"/> Complies <input type="checkbox"/> Does Not <input type="checkbox"/> Not Observable <input type="checkbox"/> Not Applicable	See the Envelope Assemblies table for values.
402.1.1 [FO4] ¹	Conditioned basement wall insulation R-value. Where interior insulation is used, verification may need to occur during Insulation Inspection. Not required in warm-humid locations in Climate Zone 3.	R-____ R-____	R-____ R-____	<input type="checkbox"/> Complies <input type="checkbox"/> Does Not <input type="checkbox"/> Not Observable <input type="checkbox"/> Not Applicable	See the Envelope Assemblies table for values.
303.2 [FO5] ¹	Conditioned basement wall insulation installed per manufacturer's instructions.			<input type="checkbox"/> Complies <input type="checkbox"/> Does Not <input type="checkbox"/> Not Observable <input type="checkbox"/> Not Applicable	
402.2.8 [FO6] ¹	Conditioned basement wall insulation depth of burial or distance from top of wall.	____ ft	____ ft	<input type="checkbox"/> Complies <input type="checkbox"/> Does Not <input type="checkbox"/> Not Observable <input type="checkbox"/> Not Applicable	See the Envelope Assemblies table for values.
303.2.1 [FO11] ²	A protective covering is installed to protect exposed exterior insulation and extends a minimum of 6 in. below grade.			<input type="checkbox"/> Complies <input type="checkbox"/> Does Not <input type="checkbox"/> Not Observable <input type="checkbox"/> Not Applicable	
403.8 [FO12] ²	Snow- and ice-melting system controls installed.			<input type="checkbox"/> Complies <input type="checkbox"/> Does Not <input type="checkbox"/> Not Observable <input type="checkbox"/> Not Applicable	

Additional Comments/Assumptions:

1 High Impact (Tier 1)	2 Medium Impact (Tier 2)	3 Low Impact (Tier 3)
------------------------	--------------------------	-----------------------

Section # & Req.ID	Framing / Rough-In Inspection	Plans Verified Value	Field Verified Value	Complies?	Comments/Assumptions
402.1.1, 402.3.4 [FR1] ¹	Door U-factor.	U-____	U-____	<input type="checkbox"/> Complies <input type="checkbox"/> Does Not <input type="checkbox"/> Not Observable <input type="checkbox"/> Not Applicable	See the Envelope Assemblies table for values.
402.1.1, 402.3.1, 402.3.3, 402.3.6, 402.5 [FR2] ¹	Glazing U-factor (area-weighted average).	U-____	U-____	<input type="checkbox"/> Complies <input type="checkbox"/> Does Not <input type="checkbox"/> Not Observable <input type="checkbox"/> Not Applicable	See the Envelope Assemblies table for values.
303.1.3 [FR4] ¹	U-factors of fenestration products are determined in accordance with the NFRC test procedure or taken from the default table.			<input type="checkbox"/> Complies <input type="checkbox"/> Does Not <input type="checkbox"/> Not Observable <input type="checkbox"/> Not Applicable	
402.4.3 [FR20] ¹	Fenestration that is not site built is listed and labeled as meeting AAMA /WDMA/CSA 101/I.S.2/A440 or has infiltration rates per NFRC 400 that do not exceed code limits.			<input type="checkbox"/> Complies <input type="checkbox"/> Does Not <input type="checkbox"/> Not Observable <input type="checkbox"/> Not Applicable	
402.4.4 [FR16] ²	IC-rated recessed lighting fixtures sealed at housing/interior finish and labeled to indicate ≤2.0 cfm leakage at 75 Pa.			<input type="checkbox"/> Complies <input type="checkbox"/> Does Not <input type="checkbox"/> Not Observable <input type="checkbox"/> Not Applicable	
403.2.1 [FR12] ¹	Supply ducts in attics are insulated to ≥R-8. All other ducts in unconditioned spaces or outside the building envelope are insulated to ≥R-6.	R-____ R-____	R-____ R-____	<input type="checkbox"/> Complies <input type="checkbox"/> Does Not <input type="checkbox"/> Not Observable <input type="checkbox"/> Not Applicable	
403.2.2 [FR13] ¹	All joints and seams of air ducts, air handlers, and filter boxes are sealed.			<input type="checkbox"/> Complies <input type="checkbox"/> Does Not <input type="checkbox"/> Not Observable <input type="checkbox"/> Not Applicable	
403.3 [FR17] ²	HVAC piping conveying fluids above 105 °F or chilled fluids below 55 °F are insulated to ≥R-3.	R-____	R-____	<input type="checkbox"/> Complies <input type="checkbox"/> Does Not <input type="checkbox"/> Not Observable <input type="checkbox"/> Not Applicable	
403.3.1 [FR24] ²	Protection of insulation on HVAC piping.			<input type="checkbox"/> Complies <input type="checkbox"/> Does Not <input type="checkbox"/> Not Observable <input type="checkbox"/> Not Applicable	
403.4.2 [FR18] ²	Hot water pipes are insulated to ≥R-3.	R-____	R-____	<input type="checkbox"/> Complies <input type="checkbox"/> Does Not <input type="checkbox"/> Not Observable <input type="checkbox"/> Not Applicable	
403.5 [FR19] ²	Automatic or gravity dampers are installed on all outdoor air intakes and exhausts.			<input type="checkbox"/> Complies <input type="checkbox"/> Does Not <input type="checkbox"/> Not Observable <input type="checkbox"/> Not Applicable	










Additional Comments/Assumptions:

1 High Impact (Tier 1)	2 Medium Impact (Tier 2)	3 Low Impact (Tier 3)
------------------------	--------------------------	-----------------------

Section # & Req.ID	Insulation Inspection	Plans Verified Value	Field Verified Value	Complies?	Comments/Assumptions
303.1 [IN13] ²	All installed insulation is labeled or the installed R-values provided.			<input type="checkbox"/> Complies <input type="checkbox"/> Does Not <input type="checkbox"/> Not Observable <input type="checkbox"/> Not Applicable	
402.1.1, 402.2.6 [IN1] ¹	Floor insulation R-value.	R-____ <input type="checkbox"/> Wood <input type="checkbox"/> Steel	R-____ <input type="checkbox"/> Wood <input type="checkbox"/> Steel	<input type="checkbox"/> Complies <input type="checkbox"/> Does Not <input type="checkbox"/> Not Observable <input type="checkbox"/> Not Applicable	See the Envelope Assemblies table for values.
303.2, 402.2.7 [IN2] ¹	Floor insulation installed per manufacturer's instructions, and in substantial contact with the underside of the subfloor.			<input type="checkbox"/> Complies <input type="checkbox"/> Does Not <input type="checkbox"/> Not Observable <input type="checkbox"/> Not Applicable	
402.1.1, 402.2.5, 402.2.6 [IN3] ¹	Wall insulation R-value. If this is a mass wall with at least 1/2 of the wall insulation on the wall exterior, the exterior insulation requirement applies (FR10).	R-____ <input type="checkbox"/> Wood <input type="checkbox"/> Mass <input type="checkbox"/> Steel	R-____ <input type="checkbox"/> Wood <input type="checkbox"/> Mass <input type="checkbox"/> Steel	<input type="checkbox"/> Complies <input type="checkbox"/> Does Not <input type="checkbox"/> Not Observable <input type="checkbox"/> Not Applicable	See the Envelope Assemblies table for values.
303.2 [IN4] ¹	Wall insulation is installed per manufacturer's instructions.			<input type="checkbox"/> Complies <input type="checkbox"/> Does Not <input type="checkbox"/> Not Observable <input type="checkbox"/> Not Applicable	

Additional Comments/Assumptions:

1	High Impact (Tier 1)	2	Medium Impact (Tier 2)	3	Low Impact (Tier 3)
---	----------------------	---	------------------------	---	---------------------

Section # & Req.ID	Final Inspection Provisions	Plans Verified Value	Field Verified Value	Complies?	Comments/Assumptions
402.1.1, 402.2.1, 402.2.2, 402.2.6 [FI1] ¹ 	Ceiling insulation R-value.	R-____ <input type="checkbox"/> Wood <input type="checkbox"/> Steel	R-____ <input type="checkbox"/> Wood <input type="checkbox"/> Steel	<input type="checkbox"/> Complies <input type="checkbox"/> Does Not <input type="checkbox"/> Not Observable <input type="checkbox"/> Not Applicable	See the Envelope Assemblies table for values.
303.1.1.1, 303.2 [FI2] ¹ 	Ceiling insulation installed per manufacturer's instructions. Blown insulation marked every 300 ft ² .			<input type="checkbox"/> Complies <input type="checkbox"/> Does Not <input type="checkbox"/> Not Observable <input type="checkbox"/> Not Applicable	
402.2.3 [FI22] ²	Vented attics with air permeable insulation include baffle adjacent to soffit and eave vents that extends over insulation.			<input type="checkbox"/> Complies <input type="checkbox"/> Does Not <input type="checkbox"/> Not Observable <input type="checkbox"/> Not Applicable	
402.2.4 [FI3] ¹ 	Attic access hatch and door insulation ≥R-value of the adjacent assembly.	R-____	R-____	<input type="checkbox"/> Complies <input type="checkbox"/> Does Not <input type="checkbox"/> Not Observable <input type="checkbox"/> Not Applicable	
403.2.2 [FI4] ¹ 	Duct tightness test result of ≤10 cfm/100 ft ² across the system or ≤7.5 cfm/100 ft ² without air handler @ 25 Pa. For rough-in tests, verification may need to occur during Framing Inspection.	____ cfm/100 ft ²	____ cfm/100 ft ²	<input type="checkbox"/> Complies <input type="checkbox"/> Does Not <input type="checkbox"/> Not Observable <input type="checkbox"/> Not Applicable	
403.2.2.1 [FI24] ¹	Air handler leakage designated by manufacturer at ≤2% of design air flow.			<input type="checkbox"/> Complies <input type="checkbox"/> Does Not <input type="checkbox"/> Not Observable <input type="checkbox"/> Not Applicable	
403.1.1 [FI9] ² 	Programmable thermostats installed on forced air furnaces.			<input type="checkbox"/> Complies <input type="checkbox"/> Does Not <input type="checkbox"/> Not Observable <input type="checkbox"/> Not Applicable	
403.1.2 [FI10] ² 	Heat pump thermostat installed on heat pumps.			<input type="checkbox"/> Complies <input type="checkbox"/> Does Not <input type="checkbox"/> Not Observable <input type="checkbox"/> Not Applicable	
403.4.1 [FI11] ² 	Circulating service hot water systems have automatic or accessible manual controls.			<input type="checkbox"/> Complies <input type="checkbox"/> Does Not <input type="checkbox"/> Not Observable <input type="checkbox"/> Not Applicable	
403.5.1 [FI25] ²	All mechanical ventilation system fans not part of tested and listed HVAC equipment meet efficacy and air flow limits.			<input type="checkbox"/> Complies <input type="checkbox"/> Does Not <input type="checkbox"/> Not Observable <input type="checkbox"/> Not Applicable	
401.3 [FI7] ² 	Compliance certificate posted.			<input type="checkbox"/> Complies <input type="checkbox"/> Does Not <input type="checkbox"/> Not Observable <input type="checkbox"/> Not Applicable	
303.3 [FI18] ³ 	Manufacturer manuals for mechanical and water heating systems have been provided.			<input type="checkbox"/> Complies <input type="checkbox"/> Does Not <input type="checkbox"/> Not Observable <input type="checkbox"/> Not Applicable	

Additional Comments/Assumptions:

1 High Impact (Tier 1)	2 Medium Impact (Tier 2)	3 Low Impact (Tier 3)
------------------------	--------------------------	-----------------------

1	High Impact (Tier 1)	2	Medium Impact (Tier 2)	3	Low Impact (Tier 3)
---	----------------------	---	------------------------	---	---------------------



Utah Energy Conservation Code Energy Efficiency Certificate

Insulation Rating	R-Value
-------------------	---------

Above-Grade Wall	19.00
Below-Grade Wall	11.00
Floor	30.00
Ceiling / Roof	48.00
Ductwork (unconditioned spaces):	_____

Glass & Door Rating	U-Factor	SHGC
---------------------	----------	------

Window	0.30	
Door	0.30	

Heating & Cooling Equipment	Efficiency
-----------------------------	------------

Heating System: _____	_____
Cooling System: _____	_____
Water Heater: _____	_____

Name: _____ **Date:** _____

Comments



Compliance Certificate

Project THE COTTONWOOD

Energy Code: **Utah Energy Conservation Code**
 Location: **Cedar Fort, Utah**
 Construction Type: **Single-family**
 Project Type: **New Construction**
 Orientation: **Bldg. faces 90 deg. from North**
 Conditioned Floor Area: **1,639 ft2**
 Glazing Area **12%**
 Climate Zone: **5 (7011 HDD)**
 Permit Date:
 Permit Number:

Construction Site:
 Unit #211 Spring Run Phase II
 Eagle Mountain, UT 84005

Owner/Agent:
 TRIUMPH CONSTRUCTION
 5151 South 900 East
 Salt Lake City, UT 84117
 801.269.1508

Designer/Contractor:
 ARCFL0
 228 East 500 South
 Suite #101
 Salt Lake City, UT 84111
 801.320.9773
 projects@arcflo.com

Compliance: Passes using UA trade-off

Compliance: **5.3% Better Than Code** Maximum UA: **375** Your UA: **355**

The % Better or Worse Than Code Index reflects how close to compliance the house is based on code trade-off rules. It DOES NOT provide an estimate of energy use or cost relative to a minimum-code home.


Envelope Assemblies

Assembly	Gross Area or Perimeter	Cavity R-Value	Cont. R-Value	U-Factor	UA
Ceiling 1 - Level 2: Flat Ceiling or Scissor Truss	1,293	51.0	0.0	0.025	32
Wall 1.1 - Main Level: Wood Frame, 16" o.c. Orientation: Front	254	21.0	0.0	0.057	12
Door: Solid Orientation: Unspecified	43			0.300	13
Wall 2.1 - Main Level: Wood Frame, 16" o.c. Orientation: Right side	169	21.0	0.0	0.057	10
Wall 2.2 - Main Level (DEMISING WALL): Wood Frame, 16" o.c. Orientation: Right side	144	15.0	0.0	0.077	11
Wall 3.1 - Main Level: Wood Frame, 16" o.c. Orientation: Back	254	21.0	0.0	0.057	9
Window: Vinyl/Fiberglass Frame:Double Pane with Low-E Orientation: Back	53			0.300	16
Door: Glass Orientation: Back	40			0.300	12
Wall 4.1 - Main Level: Wood Frame, 16" o.c. Orientation: Left side	312	15.0	0.0	0.077	24
Wall 1.1 - Level 2: Wood Frame, 16" o.c. Orientation: Front	227	21.0	0.0	0.057	9
Window: Vinyl/Fiberglass Frame:Double Pane with Low-E Orientation: Unspecified	75			0.300	23

Assembly	Gross Area or Perimeter	Cavity R-Value	Cont. R-Value	U-Factor	UA
Wall 2.1 - Level 2: Wood Frame, 16" o.c. Orientation: Right side	16	21.0	0.0	0.057	1
Wall 2.2 - Level 2 (DEMISING WALL): Wood Frame, 16" o.c. Orientation: Right side	402	15.0	0.0	0.077	31
Wall 3.1 - Level 2: Wood Frame, 16" o.c. Orientation: Back	185	21.0	0.0	0.057	8
Window: Vinyl/Fiberglass Frame:Double Pane with Low-E Orientation: Unspecified	51			0.300	15
Wall 4.1 - Level 2: Wood Frame, 16" o.c. Orientation: Left side	140	21.0	0.0	0.057	8
Wall 4.2 - Level 2 (DEMISING WALL): Wood Frame, 16" o.c. Orientation: Left side	278	15.0	0.0	0.077	21
Floor 1 - Level 2 - Over Air: All-Wood Joist/Truss:Over Outside Air	127	36.0	0.0	0.028	4
Floor 2 - Level 2 - Over Garage: All-Wood Joist/Truss:Over Outside Air	453	36.0	0.0	0.028	13
Floor 3 - Walkout Basement: Slab-On-Grade:Unheated Insulation depth: 2.0'	14		21.0	0.767	11
Basement Wall 1.1: Solid Concrete or Masonry Orientation: Front Wall height: 7.8' Depth below grade: 7.8' Insulation depth: 7.8'	215	0.0	11.0	0.052	11
Basement Wall 1.2: Wood Frame, 16" o.c. Orientation: Front	52	19.0	0.0	0.060	3
Basement Wall 2.1: Solid Concrete or Masonry Orientation: Left side Wall height: 7.8' Depth below grade: 7.8' Insulation depth: 7.8'	269	0.0	11.0	0.052	14
Basement Wall 2.2: Wood Frame Orientation: Left side Wall height: 7.8' Depth below grade: 7.8' Insulation depth: 7.8'	69	15.0	0.0	0.048	3
Basement Wall 3: Wood Frame Orientation: Back Wall height: 7.8' Depth below grade: 7.8' Insulation depth: 7.8'	215	19.0	0.0	0.044	6
Window: Vinyl/Fiberglass Frame:Double Pane with Low-E Orientation: Unspecified	39			0.300	12
Door: Glass Orientation: Unspecified	33			0.300	10
Basement Wall 4: Solid Concrete or Masonry Orientation: Right side Wall height: 7.8' Depth below grade: 7.8' Insulation depth: 7.8'	122	0.0	11.0	0.052	6
Basement Wall 4 (STAIR): Wood Frame Orientation: Right side Wall height: 7.8' Depth below grade: 7.8' Insulation depth: 7.8'	147	15.0	0.0	0.048	7

Compliance Statement: The proposed building design described here is consistent with the building plans, specifications, and other calculations submitted with the permit application. The proposed building has been designed to meet the Utah Energy Conservation Code requirements in REScheck Version 4.7.1 and to comply with the mandatory requirements listed in the REScheck Inspection Checklist.

ASHLEY LEHR - PROJECT MANAGER
Name - Title


Signature

03/04/2021

Date





Inspection Checklist

Energy Code: Utah Energy Conservation Code

Requirements: 0.0% were addressed directly in the REScheck software

Text in the "Comments/Assumptions" column is provided by the user in the REScheck Requirements screen. For each requirement, the user certifies that a code requirement will be met and how that is documented, or that an exception is being claimed. Where compliance is itemized in a separate table, a reference to that table is provided.

Section # & Req.ID	Pre-Inspection/Plan Review	Plans Verified Value	Field Verified Value	Complies?	Comments/Assumptions
103.1, 103.2 [PR1] ¹ 	Construction drawings and documentation demonstrate energy code compliance for the building envelope.			<input type="checkbox"/> Complies <input type="checkbox"/> Does Not <input type="checkbox"/> Not Observable <input type="checkbox"/> Not Applicable	
302.1, 403.6 [PR2] ² 	Heating and cooling equipment is sized per ACCA Manual S based on loads calculated per ACCA Manual J or other methods approved by the code official.	Heating: Btu/hr _____ Cooling: Btu/hr _____	Heating: Btu/hr _____ Cooling: Btu/hr _____	<input type="checkbox"/> Complies <input type="checkbox"/> Does Not <input type="checkbox"/> Not Observable <input type="checkbox"/> Not Applicable	

Additional Comments/Assumptions:

1	High Impact (Tier 1)	2	Medium Impact (Tier 2)	3	Low Impact (Tier 3)
---	----------------------	---	------------------------	---	---------------------

Section # & Req.ID	Foundation Inspection	Plans Verified Value	Field Verified Value	Complies?	Comments/Assumptions
402.1.1 [FO1] ¹	Slab edge insulation R-value.	R-____ <input type="checkbox"/> Unheated <input type="checkbox"/> Heated	R-____ <input type="checkbox"/> Unheated <input type="checkbox"/> Heated	<input type="checkbox"/> Complies <input type="checkbox"/> Does Not <input type="checkbox"/> Not Observable <input type="checkbox"/> Not Applicable	See the Envelope Assemblies table for values.
303.2, 402.2.9 [FO2] ¹	Slab edge insulation installed per manufacturer's instructions.			<input type="checkbox"/> Complies <input type="checkbox"/> Does Not <input type="checkbox"/> Not Observable <input type="checkbox"/> Not Applicable	
402.1.1 [FO3] ¹	Slab edge insulation depth/length.	____ ft	____ ft	<input type="checkbox"/> Complies <input type="checkbox"/> Does Not <input type="checkbox"/> Not Observable <input type="checkbox"/> Not Applicable	See the Envelope Assemblies table for values.
402.1.1 [FO4] ¹	Conditioned basement wall insulation R-value. Where interior insulation is used, verification may need to occur during Insulation Inspection. Not required in warm-humid locations in Climate Zone 3.	R-____ R-____	R-____ R-____	<input type="checkbox"/> Complies <input type="checkbox"/> Does Not <input type="checkbox"/> Not Observable <input type="checkbox"/> Not Applicable	See the Envelope Assemblies table for values.
303.2 [FO5] ¹	Conditioned basement wall insulation installed per manufacturer's instructions.			<input type="checkbox"/> Complies <input type="checkbox"/> Does Not <input type="checkbox"/> Not Observable <input type="checkbox"/> Not Applicable	
402.2.8 [FO6] ¹	Conditioned basement wall insulation depth of burial or distance from top of wall.	____ ft	____ ft	<input type="checkbox"/> Complies <input type="checkbox"/> Does Not <input type="checkbox"/> Not Observable <input type="checkbox"/> Not Applicable	See the Envelope Assemblies table for values.
303.2.1 [FO11] ²	A protective covering is installed to protect exposed exterior insulation and extends a minimum of 6 in. below grade.			<input type="checkbox"/> Complies <input type="checkbox"/> Does Not <input type="checkbox"/> Not Observable <input type="checkbox"/> Not Applicable	
403.8 [FO12] ²	Snow- and ice-melting system controls installed.			<input type="checkbox"/> Complies <input type="checkbox"/> Does Not <input type="checkbox"/> Not Observable <input type="checkbox"/> Not Applicable	

Additional Comments/Assumptions:

1 High Impact (Tier 1)	2 Medium Impact (Tier 2)	3 Low Impact (Tier 3)
------------------------	--------------------------	-----------------------

Section # & Req.ID	Framing / Rough-In Inspection	Plans Verified Value	Field Verified Value	Complies?	Comments/Assumptions
402.1.1, 402.3.4 [FR1] ¹	Door U-factor.	U-____	U-____	<input type="checkbox"/> Complies <input type="checkbox"/> Does Not <input type="checkbox"/> Not Observable <input type="checkbox"/> Not Applicable	See the Envelope Assemblies table for values.
402.1.1, 402.3.1, 402.3.3, 402.3.6, 402.5 [FR2] ¹	Glazing U-factor (area-weighted average).	U-____	U-____	<input type="checkbox"/> Complies <input type="checkbox"/> Does Not <input type="checkbox"/> Not Observable <input type="checkbox"/> Not Applicable	See the Envelope Assemblies table for values.
303.1.3 [FR4] ¹	U-factors of fenestration products are determined in accordance with the NFRC test procedure or taken from the default table.			<input type="checkbox"/> Complies <input type="checkbox"/> Does Not <input type="checkbox"/> Not Observable <input type="checkbox"/> Not Applicable	
402.4.3 [FR20] ¹	Fenestration that is not site built is listed and labeled as meeting AAMA /WDMA/CSA 101/I.S.2/A440 or has infiltration rates per NFRC 400 that do not exceed code limits.			<input type="checkbox"/> Complies <input type="checkbox"/> Does Not <input type="checkbox"/> Not Observable <input type="checkbox"/> Not Applicable	
402.4.4 [FR16] ²	IC-rated recessed lighting fixtures sealed at housing/interior finish and labeled to indicate ≤2.0 cfm leakage at 75 Pa.			<input type="checkbox"/> Complies <input type="checkbox"/> Does Not <input type="checkbox"/> Not Observable <input type="checkbox"/> Not Applicable	
403.2.1 [FR12] ¹	Supply ducts in attics are insulated to ≥R-8. All other ducts in unconditioned spaces or outside the building envelope are insulated to ≥R-6.	R-____ R-____	R-____ R-____	<input type="checkbox"/> Complies <input type="checkbox"/> Does Not <input type="checkbox"/> Not Observable <input type="checkbox"/> Not Applicable	
403.2.2 [FR13] ¹	All joints and seams of air ducts, air handlers, and filter boxes are sealed.			<input type="checkbox"/> Complies <input type="checkbox"/> Does Not <input type="checkbox"/> Not Observable <input type="checkbox"/> Not Applicable	
403.3 [FR17] ²	HVAC piping conveying fluids above 105 °F or chilled fluids below 55 °F are insulated to ≥R-3.	R-____	R-____	<input type="checkbox"/> Complies <input type="checkbox"/> Does Not <input type="checkbox"/> Not Observable <input type="checkbox"/> Not Applicable	
403.3.1 [FR24] ²	Protection of insulation on HVAC piping.			<input type="checkbox"/> Complies <input type="checkbox"/> Does Not <input type="checkbox"/> Not Observable <input type="checkbox"/> Not Applicable	
403.4.2 [FR18] ²	Hot water pipes are insulated to ≥R-3.	R-____	R-____	<input type="checkbox"/> Complies <input type="checkbox"/> Does Not <input type="checkbox"/> Not Observable <input type="checkbox"/> Not Applicable	
403.5 [FR19] ²	Automatic or gravity dampers are installed on all outdoor air intakes and exhausts.			<input type="checkbox"/> Complies <input type="checkbox"/> Does Not <input type="checkbox"/> Not Observable <input type="checkbox"/> Not Applicable	










Additional Comments/Assumptions:

1 High Impact (Tier 1)	2 Medium Impact (Tier 2)	3 Low Impact (Tier 3)
------------------------	--------------------------	-----------------------

Section # & Req.ID	Insulation Inspection	Plans Verified Value	Field Verified Value	Complies?	Comments/Assumptions
303.1 [IN13] ²	All installed insulation is labeled or the installed R-values provided.			<input type="checkbox"/> Complies <input type="checkbox"/> Does Not <input type="checkbox"/> Not Observable <input type="checkbox"/> Not Applicable	
402.1.1, 402.2.6 [IN1] ¹	Floor insulation R-value.	R-_____ <input type="checkbox"/> Wood <input type="checkbox"/> Steel	R-_____ <input type="checkbox"/> Wood <input type="checkbox"/> Steel	<input type="checkbox"/> Complies <input type="checkbox"/> Does Not <input type="checkbox"/> Not Observable <input type="checkbox"/> Not Applicable	See the Envelope Assemblies table for values.
303.2, 402.2.7 [IN2] ¹	Floor insulation installed per manufacturer's instructions, and in substantial contact with the underside of the subfloor.			<input type="checkbox"/> Complies <input type="checkbox"/> Does Not <input type="checkbox"/> Not Observable <input type="checkbox"/> Not Applicable	
402.1.1, 402.2.5, 402.2.6 [IN3] ¹	Wall insulation R-value. If this is a mass wall with at least 1/2 of the wall insulation on the wall exterior, the exterior insulation requirement applies (FR10).	R-_____ <input type="checkbox"/> Wood <input type="checkbox"/> Mass <input type="checkbox"/> Steel	R-_____ <input type="checkbox"/> Wood <input type="checkbox"/> Mass <input type="checkbox"/> Steel	<input type="checkbox"/> Complies <input type="checkbox"/> Does Not <input type="checkbox"/> Not Observable <input type="checkbox"/> Not Applicable	See the Envelope Assemblies table for values.
303.2 [IN4] ¹	Wall insulation is installed per manufacturer's instructions.			<input type="checkbox"/> Complies <input type="checkbox"/> Does Not <input type="checkbox"/> Not Observable <input type="checkbox"/> Not Applicable	

Additional Comments/Assumptions:

1	High Impact (Tier 1)	2	Medium Impact (Tier 2)	3	Low Impact (Tier 3)
---	----------------------	---	------------------------	---	---------------------

Section # & Req.ID	Final Inspection Provisions	Plans Verified Value	Field Verified Value	Complies?	Comments/Assumptions
402.1.1, 402.2.1, 402.2.2, 402.2.6 [FI1] ¹ 	Ceiling insulation R-value.	R-____ <input type="checkbox"/> Wood <input type="checkbox"/> Steel	R-____ <input type="checkbox"/> Wood <input type="checkbox"/> Steel	<input type="checkbox"/> Complies <input type="checkbox"/> Does Not <input type="checkbox"/> Not Observable <input type="checkbox"/> Not Applicable	See the Envelope Assemblies table for values.
303.1.1.1, 303.2 [FI2] ¹ 	Ceiling insulation installed per manufacturer's instructions. Blown insulation marked every 300 ft ² .			<input type="checkbox"/> Complies <input type="checkbox"/> Does Not <input type="checkbox"/> Not Observable <input type="checkbox"/> Not Applicable	
402.2.3 [FI22] ²	Vented attics with air permeable insulation include baffle adjacent to soffit and eave vents that extends over insulation.			<input type="checkbox"/> Complies <input type="checkbox"/> Does Not <input type="checkbox"/> Not Observable <input type="checkbox"/> Not Applicable	
402.2.4 [FI3] ¹ 	Attic access hatch and door insulation ≥R-value of the adjacent assembly.	R-____	R-____	<input type="checkbox"/> Complies <input type="checkbox"/> Does Not <input type="checkbox"/> Not Observable <input type="checkbox"/> Not Applicable	
403.2.2 [FI4] ¹ 	Duct tightness test result of ≤10 cfm/100 ft ² across the system or ≤7.5 cfm/100 ft ² without air handler @ 25 Pa. For rough-in tests, verification may need to occur during Framing Inspection.	____ cfm/100 ft ²	____ cfm/100 ft ²	<input type="checkbox"/> Complies <input type="checkbox"/> Does Not <input type="checkbox"/> Not Observable <input type="checkbox"/> Not Applicable	
403.2.2.1 [FI24] ¹	Air handler leakage designated by manufacturer at ≤2% of design air flow.			<input type="checkbox"/> Complies <input type="checkbox"/> Does Not <input type="checkbox"/> Not Observable <input type="checkbox"/> Not Applicable	
403.1.1 [FI9] ² 	Programmable thermostats installed on forced air furnaces.			<input type="checkbox"/> Complies <input type="checkbox"/> Does Not <input type="checkbox"/> Not Observable <input type="checkbox"/> Not Applicable	
403.1.2 [FI10] ² 	Heat pump thermostat installed on heat pumps.			<input type="checkbox"/> Complies <input type="checkbox"/> Does Not <input type="checkbox"/> Not Observable <input type="checkbox"/> Not Applicable	
403.4.1 [FI11] ² 	Circulating service hot water systems have automatic or accessible manual controls.			<input type="checkbox"/> Complies <input type="checkbox"/> Does Not <input type="checkbox"/> Not Observable <input type="checkbox"/> Not Applicable	
403.5.1 [FI25] ²	All mechanical ventilation system fans not part of tested and listed HVAC equipment meet efficacy and air flow limits.			<input type="checkbox"/> Complies <input type="checkbox"/> Does Not <input type="checkbox"/> Not Observable <input type="checkbox"/> Not Applicable	
401.3 [FI7] ² 	Compliance certificate posted.			<input type="checkbox"/> Complies <input type="checkbox"/> Does Not <input type="checkbox"/> Not Observable <input type="checkbox"/> Not Applicable	
303.3 [FI18] ³ 	Manufacturer manuals for mechanical and water heating systems have been provided.			<input type="checkbox"/> Complies <input type="checkbox"/> Does Not <input type="checkbox"/> Not Observable <input type="checkbox"/> Not Applicable	

Additional Comments/Assumptions:

1 High Impact (Tier 1) 2 Medium Impact (Tier 2) 3 Low Impact (Tier 3)

1	High Impact (Tier 1)	2	Medium Impact (Tier 2)	3	Low Impact (Tier 3)
---	----------------------	---	------------------------	---	---------------------



Utah Energy Conservation Code Energy Efficiency Certificate

Insulation Rating	R-Value
-------------------	---------

Above-Grade Wall	15.00
Below-Grade Wall	11.00
Floor	36.00
Ceiling / Roof	51.00
Ductwork (unconditioned spaces):	_____

Glass & Door Rating	U-Factor	SHGC
---------------------	----------	------

Window	0.30	
Door	0.30	

Heating & Cooling Equipment	Efficiency
-----------------------------	------------

Heating System: _____	_____
Cooling System: _____	_____
Water Heater: _____	_____

Name: _____ **Date:** _____

Comments



REScheck Software Version 4.7.1 Compliance Certificate

Project THE COTTONWOOD

Energy Code: **Utah Energy Conservation Code**
 Location: **Cedar Fort, Utah**
 Construction Type: **Single-family**
 Project Type: **New Construction**
 Orientation: **Bldg. faces 90 deg. from North**
 Conditioned Floor Area: **1,659 ft2**
 Glazing Area **12%**
 Climate Zone: **5 (7011 HDD)**
 Permit Date:
 Permit Number:

Construction Site:
 Unit #210 Spring Run Phase II
 Eagle Mountain, UT 84005

Owner/Agent:
 TRIUMPH CONSTRUCTION
 5151 South 900 East
 Salt Lake City, UT 84117
 801.269.1508

Designer/Contractor:
 ARCFLO
 228 East 500 South
 Suite #101
 Salt Lake City, UT 84111
 801.320.9773
 projects@arcflo.com

Compliance: Passes using UA trade-off

Compliance: **5.1% Better Than Code** Maximum UA: **370** Your UA: **351**

The % Better or Worse Than Code Index reflects how close to compliance the house is based on code trade-off rules. It DOES NOT provide an estimate of energy use or cost relative to a minimum-code home.

Envelope Assemblies

Assembly	Gross Area or Perimeter	Cavity R-Value	Cont. R-Value	U-Factor	UA
Ceiling 1 - Level 2: Flat Ceiling or Scissor Truss	1,113	51.0	0.0	0.025	28
Wall 1.1 - Main Level: Wood Frame, 16" o.c. Orientation: Front	254	21.0	0.0	0.057	12
Door: Solid Orientation: Unspecified	43			0.300	13
Wall 2.1 - Main Level: Wood Frame, 16" o.c. Orientation: Right side	169	21.0	0.0	0.057	10
Wall 2.2 - Main Level (DEMISING WALL): Wood Frame, 16" o.c. Orientation: Right side	144	15.0	0.0	0.077	11
Wall 3.1 - Main Level: Wood Frame, 16" o.c. Orientation: Back	254	21.0	0.0	0.057	9
Window: Vinyl/Fiberglass Frame:Double Pane with Low-E Orientation: Back	53			0.300	16
Door: Glass Orientation: Back	40			0.300	12
Wall 4.1 - Main Level: Wood Frame, 16" o.c. Orientation: Left side	312	15.0	0.0	0.077	24
Wall 1.1 - Level 2: Wood Frame, 16" o.c. Orientation: Front	227	21.0	0.0	0.057	9
Window: Vinyl/Fiberglass Frame:Double Pane with Low-E Orientation: Unspecified	75			0.300	23

Assembly	Gross Area or Perimeter	Cavity R-Value	Cont. R-Value	U-Factor	UA
Wall 2.1 - Level 2: Wood Frame, 16" o.c. Orientation: Right side	16	21.0	0.0	0.057	1
Wall 2.2 - Level 2 (DEMISING WALL): Wood Frame, 16" o.c. Orientation: Right side	402	15.0	0.0	0.077	31
Wall 3.1 - Level 2: Wood Frame, 16" o.c. Orientation: Back	185	21.0	0.0	0.057	8
Window: Vinyl/Fiberglass Frame:Double Pane with Low-E Orientation: Unspecified	51			0.300	15
Wall 4.1 - Level 2: Wood Frame, 16" o.c. Orientation: Left side	140	21.0	0.0	0.057	8
Wall 4.2 - Level 2 (DEMISING WALL): Wood Frame, 16" o.c. Orientation: Left side	278	15.0	0.0	0.077	21
Floor 1 - Level 2 - Over Air: All-Wood Joist/Truss:Over Outside Air	147	36.0	0.0	0.028	4
Floor 2 - Level 2 - Over Garage: All-Wood Joist/Truss:Over Outside Air	453	36.0	0.0	0.028	13
Floor 3 - Walkout Basement: Slab-On-Grade:Unheated Insulation depth: 2.0'	14		21.0	0.767	11
Basement Wall 1.1: Solid Concrete or Masonry Orientation: Front Wall height: 7.8' Depth below grade: 7.8' Insulation depth: 7.8'	215	0.0	11.0	0.052	11
Basement Wall 1.2: Wood Frame, 16" o.c. Orientation: Front	52	19.0	0.0	0.060	3
Basement Wall 2.1: Solid Concrete or Masonry Orientation: Left side Wall height: 7.8' Depth below grade: 7.8' Insulation depth: 7.8'	269	0.0	11.0	0.052	14
Basement Wall 2.2: Wood Frame Orientation: Left side Wall height: 7.8' Depth below grade: 7.8' Insulation depth: 7.8'	69	15.0	0.0	0.048	3
Basement Wall 3: Wood Frame Orientation: Back Wall height: 7.8' Depth below grade: 7.8' Insulation depth: 7.8'	215	19.0	0.0	0.044	6
Window: Vinyl/Fiberglass Frame:Double Pane with Low-E Orientation: Unspecified	39			0.300	12
Door: Glass Orientation: Unspecified	33			0.300	10
Basement Wall 4: Solid Concrete or Masonry Orientation: Right side Wall height: 7.8' Depth below grade: 7.8' Insulation depth: 7.8'	122	0.0	11.0	0.052	6
Basement Wall 4 (STAIR): Wood Frame Orientation: Right side Wall height: 7.8' Depth below grade: 7.8' Insulation depth: 7.8'	147	15.0	0.0	0.048	7

Compliance Statement: The proposed building design described here is consistent with the building plans, specifications, and other calculations submitted with the permit application. The proposed building has been designed to meet the Utah Energy Conservation Code requirements in REScheck Version 4.7.1 and to comply with the mandatory requirements listed in the REScheck Inspection Checklist.

ASHLEY LEHR - PROJECT MANAGER
Name - Title


Signature

03/04/2021
Date





Inspection Checklist

Energy Code: Utah Energy Conservation Code

Requirements: 0.0% were addressed directly in the REScheck software

Text in the "Comments/Assumptions" column is provided by the user in the REScheck Requirements screen. For each requirement, the user certifies that a code requirement will be met and how that is documented, or that an exception is being claimed. Where compliance is itemized in a separate table, a reference to that table is provided.

Section # & Req.ID	Pre-Inspection/Plan Review	Plans Verified Value	Field Verified Value	Complies?	Comments/Assumptions
103.1, 103.2 [PR1] ¹ 	Construction drawings and documentation demonstrate energy code compliance for the building envelope.			<input type="checkbox"/> Complies <input type="checkbox"/> Does Not <input type="checkbox"/> Not Observable <input type="checkbox"/> Not Applicable	
302.1, 403.6 [PR2] ² 	Heating and cooling equipment is sized per ACCA Manual S based on loads calculated per ACCA Manual J or other methods approved by the code official.	Heating: Btu/hr _____ Cooling: Btu/hr _____	Heating: Btu/hr _____ Cooling: Btu/hr _____	<input type="checkbox"/> Complies <input type="checkbox"/> Does Not <input type="checkbox"/> Not Observable <input type="checkbox"/> Not Applicable	

Additional Comments/Assumptions:

1	High Impact (Tier 1)	2	Medium Impact (Tier 2)	3	Low Impact (Tier 3)
---	----------------------	---	------------------------	---	---------------------

Section # & Req.ID	Foundation Inspection	Plans Verified Value	Field Verified Value	Complies?	Comments/Assumptions
402.1.1 [FO1] ¹	Slab edge insulation R-value.	R-____ <input type="checkbox"/> Unheated <input type="checkbox"/> Heated	R-____ <input type="checkbox"/> Unheated <input type="checkbox"/> Heated	<input type="checkbox"/> Complies <input type="checkbox"/> Does Not <input type="checkbox"/> Not Observable <input type="checkbox"/> Not Applicable	See the Envelope Assemblies table for values.
303.2, 402.2.9 [FO2] ¹	Slab edge insulation installed per manufacturer's instructions.			<input type="checkbox"/> Complies <input type="checkbox"/> Does Not <input type="checkbox"/> Not Observable <input type="checkbox"/> Not Applicable	
402.1.1 [FO3] ¹	Slab edge insulation depth/length.	____ ft	____ ft	<input type="checkbox"/> Complies <input type="checkbox"/> Does Not <input type="checkbox"/> Not Observable <input type="checkbox"/> Not Applicable	See the Envelope Assemblies table for values.
402.1.1 [FO4] ¹	Conditioned basement wall insulation R-value. Where interior insulation is used, verification may need to occur during Insulation Inspection. Not required in warm-humid locations in Climate Zone 3.	R-____ R-____	R-____ R-____	<input type="checkbox"/> Complies <input type="checkbox"/> Does Not <input type="checkbox"/> Not Observable <input type="checkbox"/> Not Applicable	See the Envelope Assemblies table for values.
303.2 [FO5] ¹	Conditioned basement wall insulation installed per manufacturer's instructions.			<input type="checkbox"/> Complies <input type="checkbox"/> Does Not <input type="checkbox"/> Not Observable <input type="checkbox"/> Not Applicable	
402.2.8 [FO6] ¹	Conditioned basement wall insulation depth of burial or distance from top of wall.	____ ft	____ ft	<input type="checkbox"/> Complies <input type="checkbox"/> Does Not <input type="checkbox"/> Not Observable <input type="checkbox"/> Not Applicable	See the Envelope Assemblies table for values.
303.2.1 [FO11] ²	A protective covering is installed to protect exposed exterior insulation and extends a minimum of 6 in. below grade.			<input type="checkbox"/> Complies <input type="checkbox"/> Does Not <input type="checkbox"/> Not Observable <input type="checkbox"/> Not Applicable	
403.8 [FO12] ²	Snow- and ice-melting system controls installed.			<input type="checkbox"/> Complies <input type="checkbox"/> Does Not <input type="checkbox"/> Not Observable <input type="checkbox"/> Not Applicable	

Additional Comments/Assumptions:

1 High Impact (Tier 1)	2 Medium Impact (Tier 2)	3 Low Impact (Tier 3)
------------------------	--------------------------	-----------------------

Section # & Req.ID	Framing / Rough-In Inspection	Plans Verified Value	Field Verified Value	Complies?	Comments/Assumptions
402.1.1, 402.3.4 [FR1] ¹	Door U-factor.	U-____	U-____	<input type="checkbox"/> Complies <input type="checkbox"/> Does Not <input type="checkbox"/> Not Observable <input type="checkbox"/> Not Applicable	See the Envelope Assemblies table for values.
402.1.1, 402.3.1, 402.3.3, 402.3.6, 402.5 [FR2] ¹	Glazing U-factor (area-weighted average).	U-____	U-____	<input type="checkbox"/> Complies <input type="checkbox"/> Does Not <input type="checkbox"/> Not Observable <input type="checkbox"/> Not Applicable	See the Envelope Assemblies table for values.
303.1.3 [FR4] ¹	U-factors of fenestration products are determined in accordance with the NFRC test procedure or taken from the default table.			<input type="checkbox"/> Complies <input type="checkbox"/> Does Not <input type="checkbox"/> Not Observable <input type="checkbox"/> Not Applicable	
402.4.3 [FR20] ¹	Fenestration that is not site built is listed and labeled as meeting AAMA /WDMA/CSA 101/I.S.2/A440 or has infiltration rates per NFRC 400 that do not exceed code limits.			<input type="checkbox"/> Complies <input type="checkbox"/> Does Not <input type="checkbox"/> Not Observable <input type="checkbox"/> Not Applicable	
402.4.4 [FR16] ²	IC-rated recessed lighting fixtures sealed at housing/interior finish and labeled to indicate ≤2.0 cfm leakage at 75 Pa.			<input type="checkbox"/> Complies <input type="checkbox"/> Does Not <input type="checkbox"/> Not Observable <input type="checkbox"/> Not Applicable	
403.2.1 [FR12] ¹	Supply ducts in attics are insulated to ≥R-8. All other ducts in unconditioned spaces or outside the building envelope are insulated to ≥R-6.	R-____ R-____	R-____ R-____	<input type="checkbox"/> Complies <input type="checkbox"/> Does Not <input type="checkbox"/> Not Observable <input type="checkbox"/> Not Applicable	
403.2.2 [FR13] ¹	All joints and seams of air ducts, air handlers, and filter boxes are sealed.			<input type="checkbox"/> Complies <input type="checkbox"/> Does Not <input type="checkbox"/> Not Observable <input type="checkbox"/> Not Applicable	
403.3 [FR17] ²	HVAC piping conveying fluids above 105 °F or chilled fluids below 55 °F are insulated to ≥R-3.	R-____	R-____	<input type="checkbox"/> Complies <input type="checkbox"/> Does Not <input type="checkbox"/> Not Observable <input type="checkbox"/> Not Applicable	
403.3.1 [FR24] ²	Protection of insulation on HVAC piping.			<input type="checkbox"/> Complies <input type="checkbox"/> Does Not <input type="checkbox"/> Not Observable <input type="checkbox"/> Not Applicable	
403.4.2 [FR18] ²	Hot water pipes are insulated to ≥R-3.	R-____	R-____	<input type="checkbox"/> Complies <input type="checkbox"/> Does Not <input type="checkbox"/> Not Observable <input type="checkbox"/> Not Applicable	
403.5 [FR19] ²	Automatic or gravity dampers are installed on all outdoor air intakes and exhausts.			<input type="checkbox"/> Complies <input type="checkbox"/> Does Not <input type="checkbox"/> Not Observable <input type="checkbox"/> Not Applicable	










Additional Comments/Assumptions:

1 High Impact (Tier 1)	2 Medium Impact (Tier 2)	3 Low Impact (Tier 3)
------------------------	--------------------------	-----------------------

Section # & Req.ID	Insulation Inspection	Plans Verified Value	Field Verified Value	Complies?	Comments/Assumptions
303.1 [IN13] ²	All installed insulation is labeled or the installed R-values provided.			<input type="checkbox"/> Complies <input type="checkbox"/> Does Not <input type="checkbox"/> Not Observable <input type="checkbox"/> Not Applicable	
402.1.1, 402.2.6 [IN1] ¹	Floor insulation R-value.	R-____ <input type="checkbox"/> Wood <input type="checkbox"/> Steel	R-____ <input type="checkbox"/> Wood <input type="checkbox"/> Steel	<input type="checkbox"/> Complies <input type="checkbox"/> Does Not <input type="checkbox"/> Not Observable <input type="checkbox"/> Not Applicable	See the Envelope Assemblies table for values.
303.2, 402.2.7 [IN2] ¹	Floor insulation installed per manufacturer's instructions, and in substantial contact with the underside of the subfloor.			<input type="checkbox"/> Complies <input type="checkbox"/> Does Not <input type="checkbox"/> Not Observable <input type="checkbox"/> Not Applicable	
402.1.1, 402.2.5, 402.2.6 [IN3] ¹	Wall insulation R-value. If this is a mass wall with at least ½ of the wall insulation on the wall exterior, the exterior insulation requirement applies (FR10).	R-____ <input type="checkbox"/> Wood <input type="checkbox"/> Mass <input type="checkbox"/> Steel	R-____ <input type="checkbox"/> Wood <input type="checkbox"/> Mass <input type="checkbox"/> Steel	<input type="checkbox"/> Complies <input type="checkbox"/> Does Not <input type="checkbox"/> Not Observable <input type="checkbox"/> Not Applicable	See the Envelope Assemblies table for values.
303.2 [IN4] ¹	Wall insulation is installed per manufacturer's instructions.			<input type="checkbox"/> Complies <input type="checkbox"/> Does Not <input type="checkbox"/> Not Observable <input type="checkbox"/> Not Applicable	

Additional Comments/Assumptions:

1 High Impact (Tier 1)	2 Medium Impact (Tier 2)	3 Low Impact (Tier 3)
------------------------	--------------------------	-----------------------

Section # & Req.ID	Final Inspection Provisions	Plans Verified Value	Field Verified Value	Complies?	Comments/Assumptions
402.1.1, 402.2.1, 402.2.2, 402.2.6 [FI1] ¹ 	Ceiling insulation R-value.	R-____ <input type="checkbox"/> Wood <input type="checkbox"/> Steel	R-____ <input type="checkbox"/> Wood <input type="checkbox"/> Steel	<input type="checkbox"/> Complies <input type="checkbox"/> Does Not <input type="checkbox"/> Not Observable <input type="checkbox"/> Not Applicable	See the Envelope Assemblies table for values.
303.1.1.1, 303.2 [FI2] ¹ 	Ceiling insulation installed per manufacturer's instructions. Blown insulation marked every 300 ft ² .			<input type="checkbox"/> Complies <input type="checkbox"/> Does Not <input type="checkbox"/> Not Observable <input type="checkbox"/> Not Applicable	
402.2.3 [FI22] ²	Vented attics with air permeable insulation include baffle adjacent to soffit and eave vents that extends over insulation.			<input type="checkbox"/> Complies <input type="checkbox"/> Does Not <input type="checkbox"/> Not Observable <input type="checkbox"/> Not Applicable	
402.2.4 [FI3] ¹ 	Attic access hatch and door insulation ≥R-value of the adjacent assembly.	R-____	R-____	<input type="checkbox"/> Complies <input type="checkbox"/> Does Not <input type="checkbox"/> Not Observable <input type="checkbox"/> Not Applicable	
403.2.2 [FI4] ¹ 	Duct tightness test result of ≤10 cfm/100 ft ² across the system or ≤7.5 cfm/100 ft ² without air handler @ 25 Pa. For rough-in tests, verification may need to occur during Framing Inspection.	____ cfm/100 ft ²	____ cfm/100 ft ²	<input type="checkbox"/> Complies <input type="checkbox"/> Does Not <input type="checkbox"/> Not Observable <input type="checkbox"/> Not Applicable	
403.2.2.1 [FI24] ¹	Air handler leakage designated by manufacturer at ≤2% of design air flow.			<input type="checkbox"/> Complies <input type="checkbox"/> Does Not <input type="checkbox"/> Not Observable <input type="checkbox"/> Not Applicable	
403.1.1 [FI9] ² 	Programmable thermostats installed on forced air furnaces.			<input type="checkbox"/> Complies <input type="checkbox"/> Does Not <input type="checkbox"/> Not Observable <input type="checkbox"/> Not Applicable	
403.1.2 [FI10] ² 	Heat pump thermostat installed on heat pumps.			<input type="checkbox"/> Complies <input type="checkbox"/> Does Not <input type="checkbox"/> Not Observable <input type="checkbox"/> Not Applicable	
403.4.1 [FI11] ² 	Circulating service hot water systems have automatic or accessible manual controls.			<input type="checkbox"/> Complies <input type="checkbox"/> Does Not <input type="checkbox"/> Not Observable <input type="checkbox"/> Not Applicable	
403.5.1 [FI25] ²	All mechanical ventilation system fans not part of tested and listed HVAC equipment meet efficacy and air flow limits.			<input type="checkbox"/> Complies <input type="checkbox"/> Does Not <input type="checkbox"/> Not Observable <input type="checkbox"/> Not Applicable	
401.3 [FI7] ² 	Compliance certificate posted.			<input type="checkbox"/> Complies <input type="checkbox"/> Does Not <input type="checkbox"/> Not Observable <input type="checkbox"/> Not Applicable	
303.3 [FI18] ³ 	Manufacturer manuals for mechanical and water heating systems have been provided.			<input type="checkbox"/> Complies <input type="checkbox"/> Does Not <input type="checkbox"/> Not Observable <input type="checkbox"/> Not Applicable	

Additional Comments/Assumptions:

1 High Impact (Tier 1)	2 Medium Impact (Tier 2)	3 Low Impact (Tier 3)
------------------------	--------------------------	-----------------------

1	High Impact (Tier 1)	2	Medium Impact (Tier 2)	3	Low Impact (Tier 3)
---	----------------------	---	------------------------	---	---------------------



Utah Energy Conservation Code Energy Efficiency Certificate

Insulation Rating	R-Value
-------------------	---------

Above-Grade Wall	15.00
Below-Grade Wall	11.00
Floor	36.00
Ceiling / Roof	51.00
Ductwork (unconditioned spaces):	_____

Glass & Door Rating	U-Factor	SHGC
---------------------	----------	------

Window	0.30	
Door	0.30	

Heating & Cooling Equipment	Efficiency
-----------------------------	------------

Heating System: _____	_____
Cooling System: _____	_____
Water Heater: _____	_____

Name: _____ **Date:** _____

Comments



Compliance Certificate

Project THE DOVER

Energy Code: **Utah Energy Conservation Code**
 Location: **Cedar Fort, Utah**
 Construction Type: **Single-family**
 Project Type: **New Construction**
 Orientation: **Bldg. faces 90 deg. from North**
 Conditioned Floor Area: **1,808 ft2**
 Glazing Area **16%**
 Climate Zone: **5 (7011 HDD)**
 Permit Date:
 Permit Number:

Construction Site:
 Unit #212 Spring Run Phase II
 Eagle Mountain, UT 84005

Owner/Agent:
 TRIUMPH CONSTRUCTION
 5151 South 900 East
 Salt Lake City, UT 84117
 801.269.1508

Designer/Contractor:
 ARCFL0
 228 East 500 South
 Suite #101
 Salt Lake City, UT 84111
 801.320.9773
 projects@arcflo.com

Compliance: Passes using UA trade-off

Compliance: **5.3% Better Than Code** Maximum UA: **399** Your UA: **378**

The % Better or Worse Than Code Index reflects how close to compliance the house is based on code trade-off rules. It DOES NOT provide an estimate of energy use or cost relative to a minimum-code home.

Envelope Assemblies

Assembly	Gross Area or Perimeter	Cavity R-Value	Cont. R-Value	U-Factor	UA
Ceiling 1 - Level 2: Flat Ceiling or Scissor Truss	1,344	48.0	0.0	0.026	35
Wall 1.1 - Main Level: Wood Frame, 16" o.c. Orientation: Front	262	19.0	0.0	0.060	13
Door: Solid Orientation: Unspecified	44			0.300	13
Wall 2.1 - Main Level: Wood Frame, 16" o.c. Orientation: Left side	53	19.0	0.0	0.060	3
Wall 2.2 - Main Level (DEMISING WALL): Wood Frame, 16" o.c. Orientation: Left side	191	15.0	0.0	0.077	15
Wall 3.1 - Main Level: Wood Frame, 16" o.c. Orientation: Back	262	19.0	0.0	0.060	10
Window: Vinyl/Fiberglass Frame:Double Pane with Low-E Orientation: Back	53			0.300	16
Door: Glass Orientation: Back	40			0.300	12
Wall 4.1 - Main Level: Wood Frame, 16" o.c. Orientation: Right side	244	19.0	0.0	0.060	13
Window: Vinyl/Fiberglass Frame:Double Pane with Low-E Orientation: Right side	33			0.300	10
Wall 1.1 - Level 2: Wood Frame, 16" o.c. Orientation: Front	258	19.0	0.0	0.060	13

Assembly	Gross Area or Perimeter	Cavity R-Value	Cont. R-Value	U-Factor	UA
Window: Vinyl/Fiberglass Frame:Double Pane with Low-E Orientation: Unspecified	48			0.300	14
Wall 2.1 - Level 2: Wood Frame, 16" o.c. Orientation: Left side	32	19.0	0.0	0.060	2
Wall 2.2 - Level 2 (DEMISING WALL): Wood Frame, 16" o.c. Orientation: Left side	402	15.0	0.0	0.077	31
Wall 3.1 - Level 2: Wood Frame, 16" o.c. Orientation: Back	258	19.0	0.0	0.060	12
Window: Vinyl/Fiberglass Frame:Double Pane with Low-E Orientation: Unspecified	63			0.300	19
Wall 4.1 - Level 2: Wood Frame, 16" o.c. Orientation: Right side	286	19.0	0.0	0.060	13
Window: Vinyl/Fiberglass Frame:Double Pane with Low-E Orientation: Right side	68			0.300	20
Floor 1 - Level 2 - Over Air: All-Wood Joist/Truss:Over Outside Air	138	36.0	0.0	0.028	4
Floor 2 - Level 2 - Over Garage: All-Wood Joist/Truss:Over Outside Air	502	36.0	0.0	0.028	14
Floor 3 - Walkout Basement: Slab-On-Grade:Unheated Insulation depth: 2.0'	26		21.0	0.767	20
Basement Wall 1.1 (STAIR / MECH): Wood Frame, 16" o.c. Orientation: Front	139	19.0	0.0	0.060	8
Basement Wall 1.2: Solid Concrete or Masonry Orientation: Front Wall height: 7.8' Depth below grade: 7.0' Insulation depth: 7.8'	100	0.0	11.0	0.056	6
Basement Wall 2.1: Solid Concrete or Masonry Orientation: Left side Wall height: 7.8' Depth below grade: 7.0' Insulation depth: 7.8'	118	0.0	11.0	0.056	7
Basement Wall 2.2 (STAIR / MECH): Wood Frame, 16" o.c. Orientation: Left side	119	15.0	0.0	0.077	9
Basement Wall 3.1: Wood Frame Orientation: Back Wall height: 7.8' Depth below grade: 0.0' Insulation depth: 7.8'	204	19.0	0.0	0.063	8
Window: Vinyl/Fiberglass Frame:Double Pane with Low-E Orientation: Unspecified	39			0.300	12
Door: Glass Orientation: Unspecified	34			0.300	10
Basement Wall 3.2: Wood Frame Orientation: Back Wall height: 4.0' Depth below grade: 0.0' Insulation depth: 4.0'	16	0.0	11.0	0.070	1
Basement Wall 4.1: Solid Concrete or Masonry Orientation: Right side Wall height: 7.8' Depth below grade: 7.0' Insulation depth: 7.8'	201	0.0	11.0	0.056	10
Window: Vinyl/Fiberglass Frame:Double Pane with Low-E Orientation: Unspecified	16			0.300	5

Compliance Statement: The proposed building design described here is consistent with the building plans, specifications, and other calculations submitted with the permit application. The proposed building has been designed to meet the Utah Energy Conservation Code requirements in REScheck Version 4.7.1 and to comply with the mandatory requirements listed in the REScheck Inspection Checklist.

ASHLEY LEHR - PROJECT MANAGER

Name - Title

Signature

03/04/2021

Date





Inspection Checklist

Energy Code: Utah Energy Conservation Code

Requirements: 0.0% were addressed directly in the REScheck software

Text in the "Comments/Assumptions" column is provided by the user in the REScheck Requirements screen. For each requirement, the user certifies that a code requirement will be met and how that is documented, or that an exception is being claimed. Where compliance is itemized in a separate table, a reference to that table is provided.

Section # & Req.ID	Pre-Inspection/Plan Review	Plans Verified Value	Field Verified Value	Complies?	Comments/Assumptions
103.1, 103.2 [PR1] ¹ 	Construction drawings and documentation demonstrate energy code compliance for the building envelope.			<input type="checkbox"/> Complies <input type="checkbox"/> Does Not <input type="checkbox"/> Not Observable <input type="checkbox"/> Not Applicable	
302.1, 403.6 [PR2] ² 	Heating and cooling equipment is sized per ACCA Manual S based on loads calculated per ACCA Manual J or other methods approved by the code official.	Heating: Btu/hr _____ Cooling: Btu/hr _____	Heating: Btu/hr _____ Cooling: Btu/hr _____	<input type="checkbox"/> Complies <input type="checkbox"/> Does Not <input type="checkbox"/> Not Observable <input type="checkbox"/> Not Applicable	

Additional Comments/Assumptions:

1	High Impact (Tier 1)	2	Medium Impact (Tier 2)	3	Low Impact (Tier 3)
---	----------------------	---	------------------------	---	---------------------

Section # & Req.ID	Foundation Inspection	Plans Verified Value	Field Verified Value	Complies?	Comments/Assumptions
402.1.1 [FO1] ¹	Slab edge insulation R-value.	R-____ <input type="checkbox"/> Unheated <input type="checkbox"/> Heated	R-____ <input type="checkbox"/> Unheated <input type="checkbox"/> Heated	<input type="checkbox"/> Complies <input type="checkbox"/> Does Not <input type="checkbox"/> Not Observable <input type="checkbox"/> Not Applicable	See the Envelope Assemblies table for values.
303.2, 402.2.9 [FO2] ¹	Slab edge insulation installed per manufacturer's instructions.			<input type="checkbox"/> Complies <input type="checkbox"/> Does Not <input type="checkbox"/> Not Observable <input type="checkbox"/> Not Applicable	
402.1.1 [FO3] ¹	Slab edge insulation depth/length.	____ ft	____ ft	<input type="checkbox"/> Complies <input type="checkbox"/> Does Not <input type="checkbox"/> Not Observable <input type="checkbox"/> Not Applicable	See the Envelope Assemblies table for values.
402.1.1 [FO4] ¹	Conditioned basement wall insulation R-value. Where interior insulation is used, verification may need to occur during Insulation Inspection. Not required in warm-humid locations in Climate Zone 3.	R-____ R-____	R-____ R-____	<input type="checkbox"/> Complies <input type="checkbox"/> Does Not <input type="checkbox"/> Not Observable <input type="checkbox"/> Not Applicable	See the Envelope Assemblies table for values.
303.2 [FO5] ¹	Conditioned basement wall insulation installed per manufacturer's instructions.			<input type="checkbox"/> Complies <input type="checkbox"/> Does Not <input type="checkbox"/> Not Observable <input type="checkbox"/> Not Applicable	
402.2.8 [FO6] ¹	Conditioned basement wall insulation depth of burial or distance from top of wall.	____ ft	____ ft	<input type="checkbox"/> Complies <input type="checkbox"/> Does Not <input type="checkbox"/> Not Observable <input type="checkbox"/> Not Applicable	See the Envelope Assemblies table for values.
303.2.1 [FO11] ²	A protective covering is installed to protect exposed exterior insulation and extends a minimum of 6 in. below grade.			<input type="checkbox"/> Complies <input type="checkbox"/> Does Not <input type="checkbox"/> Not Observable <input type="checkbox"/> Not Applicable	
403.8 [FO12] ²	Snow- and ice-melting system controls installed.			<input type="checkbox"/> Complies <input type="checkbox"/> Does Not <input type="checkbox"/> Not Observable <input type="checkbox"/> Not Applicable	

Additional Comments/Assumptions:

1 High Impact (Tier 1)	2 Medium Impact (Tier 2)	3 Low Impact (Tier 3)
------------------------	--------------------------	-----------------------

Section # & Req.ID	Framing / Rough-In Inspection	Plans Verified Value	Field Verified Value	Complies?	Comments/Assumptions
402.1.1, 402.3.4 [FR1] ¹	Door U-factor.	U-____	U-____	<input type="checkbox"/> Complies <input type="checkbox"/> Does Not <input type="checkbox"/> Not Observable <input type="checkbox"/> Not Applicable	See the Envelope Assemblies table for values.
402.1.1, 402.3.1, 402.3.3, 402.3.6, 402.5 [FR2] ¹	Glazing U-factor (area-weighted average).	U-____	U-____	<input type="checkbox"/> Complies <input type="checkbox"/> Does Not <input type="checkbox"/> Not Observable <input type="checkbox"/> Not Applicable	See the Envelope Assemblies table for values.
303.1.3 [FR4] ¹	U-factors of fenestration products are determined in accordance with the NFRC test procedure or taken from the default table.			<input type="checkbox"/> Complies <input type="checkbox"/> Does Not <input type="checkbox"/> Not Observable <input type="checkbox"/> Not Applicable	
402.4.3 [FR20] ¹	Fenestration that is not site built is listed and labeled as meeting AAMA /WDMA/CSA 101/I.S.2/A440 or has infiltration rates per NFRC 400 that do not exceed code limits.			<input type="checkbox"/> Complies <input type="checkbox"/> Does Not <input type="checkbox"/> Not Observable <input type="checkbox"/> Not Applicable	
402.4.4 [FR16] ²	IC-rated recessed lighting fixtures sealed at housing/interior finish and labeled to indicate ≤2.0 cfm leakage at 75 Pa.			<input type="checkbox"/> Complies <input type="checkbox"/> Does Not <input type="checkbox"/> Not Observable <input type="checkbox"/> Not Applicable	
403.2.1 [FR12] ¹	Supply ducts in attics are insulated to ≥R-8. All other ducts in unconditioned spaces or outside the building envelope are insulated to ≥R-6.	R-____ R-____	R-____ R-____	<input type="checkbox"/> Complies <input type="checkbox"/> Does Not <input type="checkbox"/> Not Observable <input type="checkbox"/> Not Applicable	
403.2.2 [FR13] ¹	All joints and seams of air ducts, air handlers, and filter boxes are sealed.			<input type="checkbox"/> Complies <input type="checkbox"/> Does Not <input type="checkbox"/> Not Observable <input type="checkbox"/> Not Applicable	
403.3 [FR17] ²	HVAC piping conveying fluids above 105 °F or chilled fluids below 55 °F are insulated to ≥R-3.	R-____	R-____	<input type="checkbox"/> Complies <input type="checkbox"/> Does Not <input type="checkbox"/> Not Observable <input type="checkbox"/> Not Applicable	
403.3.1 [FR24] ²	Protection of insulation on HVAC piping.			<input type="checkbox"/> Complies <input type="checkbox"/> Does Not <input type="checkbox"/> Not Observable <input type="checkbox"/> Not Applicable	
403.4.2 [FR18] ²	Hot water pipes are insulated to ≥R-3.	R-____	R-____	<input type="checkbox"/> Complies <input type="checkbox"/> Does Not <input type="checkbox"/> Not Observable <input type="checkbox"/> Not Applicable	
403.5 [FR19] ²	Automatic or gravity dampers are installed on all outdoor air intakes and exhausts.			<input type="checkbox"/> Complies <input type="checkbox"/> Does Not <input type="checkbox"/> Not Observable <input type="checkbox"/> Not Applicable	










Additional Comments/Assumptions:

1 High Impact (Tier 1)	2 Medium Impact (Tier 2)	3 Low Impact (Tier 3)
------------------------	--------------------------	-----------------------

Section # & Req.ID	Insulation Inspection	Plans Verified Value	Field Verified Value	Complies?	Comments/Assumptions
303.1 [IN13] ²	All installed insulation is labeled or the installed R-values provided.			<input type="checkbox"/> Complies <input type="checkbox"/> Does Not <input type="checkbox"/> Not Observable <input type="checkbox"/> Not Applicable	
402.1.1, 402.2.6 [IN1] ¹	Floor insulation R-value.	R-____ <input type="checkbox"/> Wood <input type="checkbox"/> Steel	R-____ <input type="checkbox"/> Wood <input type="checkbox"/> Steel	<input type="checkbox"/> Complies <input type="checkbox"/> Does Not <input type="checkbox"/> Not Observable <input type="checkbox"/> Not Applicable	See the Envelope Assemblies table for values.
303.2, 402.2.7 [IN2] ¹	Floor insulation installed per manufacturer's instructions, and in substantial contact with the underside of the subfloor.			<input type="checkbox"/> Complies <input type="checkbox"/> Does Not <input type="checkbox"/> Not Observable <input type="checkbox"/> Not Applicable	
402.1.1, 402.2.5, 402.2.6 [IN3] ¹	Wall insulation R-value. If this is a mass wall with at least 1/2 of the wall insulation on the wall exterior, the exterior insulation requirement applies (FR10).	R-____ <input type="checkbox"/> Wood <input type="checkbox"/> Mass <input type="checkbox"/> Steel	R-____ <input type="checkbox"/> Wood <input type="checkbox"/> Mass <input type="checkbox"/> Steel	<input type="checkbox"/> Complies <input type="checkbox"/> Does Not <input type="checkbox"/> Not Observable <input type="checkbox"/> Not Applicable	See the Envelope Assemblies table for values.
303.2 [IN4] ¹	Wall insulation is installed per manufacturer's instructions.			<input type="checkbox"/> Complies <input type="checkbox"/> Does Not <input type="checkbox"/> Not Observable <input type="checkbox"/> Not Applicable	

Additional Comments/Assumptions:

1	High Impact (Tier 1)	2	Medium Impact (Tier 2)	3	Low Impact (Tier 3)
---	----------------------	---	------------------------	---	---------------------

Section # & Req.ID	Final Inspection Provisions	Plans Verified Value	Field Verified Value	Complies?	Comments/Assumptions
402.1.1, 402.2.1, 402.2.2, 402.2.6 [FI1] ¹ 	Ceiling insulation R-value.	R-____ <input type="checkbox"/> Wood <input type="checkbox"/> Steel	R-____ <input type="checkbox"/> Wood <input type="checkbox"/> Steel	<input type="checkbox"/> Complies <input type="checkbox"/> Does Not <input type="checkbox"/> Not Observable <input type="checkbox"/> Not Applicable	See the Envelope Assemblies table for values.
303.1.1.1, 303.2 [FI2] ¹ 	Ceiling insulation installed per manufacturer's instructions. Blown insulation marked every 300 ft ² .			<input type="checkbox"/> Complies <input type="checkbox"/> Does Not <input type="checkbox"/> Not Observable <input type="checkbox"/> Not Applicable	
402.2.3 [FI22] ²	Vented attics with air permeable insulation include baffle adjacent to soffit and eave vents that extends over insulation.			<input type="checkbox"/> Complies <input type="checkbox"/> Does Not <input type="checkbox"/> Not Observable <input type="checkbox"/> Not Applicable	
402.2.4 [FI3] ¹ 	Attic access hatch and door insulation ≥R-value of the adjacent assembly.	R-____	R-____	<input type="checkbox"/> Complies <input type="checkbox"/> Does Not <input type="checkbox"/> Not Observable <input type="checkbox"/> Not Applicable	
403.2.2 [FI4] ¹ 	Duct tightness test result of ≤10 cfm/100 ft ² across the system or ≤7.5 cfm/100 ft ² without air handler @ 25 Pa. For rough-in tests, verification may need to occur during Framing Inspection.	____ cfm/100 ft ²	____ cfm/100 ft ²	<input type="checkbox"/> Complies <input type="checkbox"/> Does Not <input type="checkbox"/> Not Observable <input type="checkbox"/> Not Applicable	
403.2.2.1 [FI24] ¹	Air handler leakage designated by manufacturer at ≤2% of design air flow.			<input type="checkbox"/> Complies <input type="checkbox"/> Does Not <input type="checkbox"/> Not Observable <input type="checkbox"/> Not Applicable	
403.1.1 [FI9] ² 	Programmable thermostats installed on forced air furnaces.			<input type="checkbox"/> Complies <input type="checkbox"/> Does Not <input type="checkbox"/> Not Observable <input type="checkbox"/> Not Applicable	
403.1.2 [FI10] ² 	Heat pump thermostat installed on heat pumps.			<input type="checkbox"/> Complies <input type="checkbox"/> Does Not <input type="checkbox"/> Not Observable <input type="checkbox"/> Not Applicable	
403.4.1 [FI11] ² 	Circulating service hot water systems have automatic or accessible manual controls.			<input type="checkbox"/> Complies <input type="checkbox"/> Does Not <input type="checkbox"/> Not Observable <input type="checkbox"/> Not Applicable	
403.5.1 [FI25] ²	All mechanical ventilation system fans not part of tested and listed HVAC equipment meet efficacy and air flow limits.			<input type="checkbox"/> Complies <input type="checkbox"/> Does Not <input type="checkbox"/> Not Observable <input type="checkbox"/> Not Applicable	
401.3 [FI7] ² 	Compliance certificate posted.			<input type="checkbox"/> Complies <input type="checkbox"/> Does Not <input type="checkbox"/> Not Observable <input type="checkbox"/> Not Applicable	
303.3 [FI18] ³ 	Manufacturer manuals for mechanical and water heating systems have been provided.			<input type="checkbox"/> Complies <input type="checkbox"/> Does Not <input type="checkbox"/> Not Observable <input type="checkbox"/> Not Applicable	

Additional Comments/Assumptions:

1 High Impact (Tier 1)	2 Medium Impact (Tier 2)	3 Low Impact (Tier 3)
------------------------	--------------------------	-----------------------

1	High Impact (Tier 1)	2	Medium Impact (Tier 2)	3	Low Impact (Tier 3)
---	----------------------	---	------------------------	---	---------------------



Utah Energy Conservation Code Energy Efficiency Certificate

Insulation Rating	R-Value
-------------------	---------

Above-Grade Wall	15.00
Below-Grade Wall	11.00
Floor	36.00
Ceiling / Roof	48.00
Ductwork (unconditioned spaces):	_____

Glass & Door Rating	U-Factor	SHGC
---------------------	----------	------

Window	0.30	
Door	0.30	

Heating & Cooling Equipment	Efficiency
-----------------------------	------------

Heating System: _____	_____
Cooling System: _____	_____
Water Heater: _____	_____

Name: _____ **Date:** _____

Comments