



# REScheck Software Version 4.7.1 Compliance Certificate

Project UNIT B - THE BIRCH

Energy Code: **Utah Energy Conservation Code**  
 Location: **Cedar Fort, Utah**  
 Construction Type: **Single-family**  
 Project Type: **New Construction**  
 Orientation: **Bldg. faces 180 deg. from North**  
 Conditioned Floor Area: **2,160 ft2**  
 Glazing Area **10%**  
 Climate Zone: **5 (7011 HDD)**  
 Permit Date:  
 Permit Number:

Construction Site:  
 Unit #226 Spring Run Subdivision  
 Eagle Mountain, UT 84005

Owner/Agent:  
 TRIUMPH CONSTRUCTION  
 5151 South 900 East  
 Salt Lake City, UT 84117  
 801.269.1508

Designer/Contractor:  
 ARCFL0  
 228 East 500 South  
 Suite #101  
 Salt Lake City, UT 84111  
 801.320.9773  
 projects@arcflo.com

## Compliance: Passes using UA trade-off

Compliance: **5.8% Better Than Code** Maximum UA: **347** Your UA: **327**

The % Better or Worse Than Code Index reflects how close to compliance the house is based on code trade-off rules. It DOES NOT provide an estimate of energy use or cost relative to a minimum-code home.


## Envelope Assemblies

Assembly	Gross Area or Perimeter	Cavity R-Value	Cont. R-Value	U-Factor	UA
Ceiling 1 - Level 2: Flat Ceiling or Scissor Truss	1,339	49.0	0.0	0.026	35
Wall 1.1 - Main Level: Wood Frame, 16" o.c. Orientation: Front	252	19.0	0.0	0.060	11
Door: Solid Orientation: Unspecified	67			0.300	20
Wall 2.1 - Main Level: Wood Frame, 16" o.c. Orientation: Left side	344	19.0	0.0	0.060	21
Wall 4.1 - Main Level: Wood Frame, 16" o.c. Orientation: Right side	397	19.0	0.0	0.060	24
Wall 1.1 - Level 2: Wood Frame, 16" o.c. Orientation: Front	229	19.0	0.0	0.060	9
Window: Vinyl/Fiberglass Frame:Double Pane with Low-E Orientation: Unspecified	81			0.300	24
Wall 2.1 - Level 2: Wood Frame, 16" o.c. Orientation: Left side	412	19.0	0.0	0.060	25
Wall 3.1 - Level 2: Wood Frame, 16" o.c. Orientation: Back	229	19.0	0.0	0.060	9
Window: Vinyl/Fiberglass Frame:Double Pane with Low-E Orientation: Unspecified	75			0.300	23
Wall 4.1 - Level 2: Wood Frame, 16" o.c. Orientation: Right side	412	19.0	0.0	0.060	24

Assembly	Gross Area or Perimeter	Cavity R-Value	Cont. R-Value	U-Factor	UA
Door: Glass Orientation: Right side	20			0.300	6
Floor 1 - Level 2 - Over Air: All-Wood Joist/Truss:Over Outside Air	26	30.0	0.0	0.033	1
Floor 2 - Level 2 - Over Garage: All-Wood Joist/Truss:Over Outside Air	421	30.0	0.0	0.033	14
Floor 3 - Main Level: Slab-On-Grade:Unheated Insulation depth: 2.0'	68		21.0	0.767	52
Basement Wall 2.2 - Main Level ( UNFINISHED ): Solid Concrete or Masonry Orientation: Left side Wall height: 8.9' Depth below grade: 8.0' Insulation depth: 8.9'	53	0.0	11.0	0.054	3
Basement Wall 3.1 - Main Level ( UNFINISHED ): Solid Concrete or Masonry Orientation: Back Wall height: 8.9' Depth below grade: 8.0' Insulation depth: 8.9'	252	0.0	11.0	0.054	11
Window: Vinyl/Fiberglass Frame:Double Pane with Low-E Orientation: Unspecified	50			0.300	15

*Compliance Statement:* The proposed building design described here is consistent with the building plans, specifications, and other calculations submitted with the permit application. The proposed building has been designed to meet the Utah Energy Conservation Code requirements in REScheck Version 4.7.1 and to comply with the mandatory requirements listed in the REScheck Inspection Checklist.

ASHLEY LEHR - PROJECT MANAGER  
Name - Title



Signature

02/02/2021

Date





# Inspection Checklist

Energy Code: Utah Energy Conservation Code

Requirements: 0.0% were addressed directly in the REScheck software

Text in the "Comments/Assumptions" column is provided by the user in the REScheck Requirements screen. For each requirement, the user certifies that a code requirement will be met and how that is documented, or that an exception is being claimed. Where compliance is itemized in a separate table, a reference to that table is provided.

Section # & Req.ID	Pre-Inspection/Plan Review	Plans Verified Value	Field Verified Value	Complies?	Comments/Assumptions
103.1, 103.2 [PR1] <sup>1</sup> 	Construction drawings and documentation demonstrate energy code compliance for the building envelope.			<input type="checkbox"/> Complies <input type="checkbox"/> Does Not <input type="checkbox"/> Not Observable <input type="checkbox"/> Not Applicable	
302.1, 403.6 [PR2] <sup>2</sup> 	Heating and cooling equipment is sized per ACCA Manual S based on loads calculated per ACCA Manual J or other methods approved by the code official.	Heating: Btu/hr _____ Cooling: Btu/hr _____	Heating: Btu/hr _____ Cooling: Btu/hr _____	<input type="checkbox"/> Complies <input type="checkbox"/> Does Not <input type="checkbox"/> Not Observable <input type="checkbox"/> Not Applicable	

**Additional Comments/Assumptions:**

1	High Impact (Tier 1)	2	Medium Impact (Tier 2)	3	Low Impact (Tier 3)
---	----------------------	---	------------------------	---	---------------------

Section # & Req.ID	Foundation Inspection	Plans Verified Value	Field Verified Value	Complies?	Comments/Assumptions
402.1.1 [FO1] <sup>1</sup>	Slab edge insulation R-value.	R-____ <input type="checkbox"/> Unheated <input type="checkbox"/> Heated	R-____ <input type="checkbox"/> Unheated <input type="checkbox"/> Heated	<input type="checkbox"/> Complies <input type="checkbox"/> Does Not <input type="checkbox"/> Not Observable <input type="checkbox"/> Not Applicable	See the Envelope Assemblies table for values.
303.2, 402.2.9 [FO2] <sup>1</sup>	Slab edge insulation installed per manufacturer's instructions.			<input type="checkbox"/> Complies <input type="checkbox"/> Does Not <input type="checkbox"/> Not Observable <input type="checkbox"/> Not Applicable	
402.1.1 [FO3] <sup>1</sup>	Slab edge insulation depth/length.	____ ft	____ ft	<input type="checkbox"/> Complies <input type="checkbox"/> Does Not <input type="checkbox"/> Not Observable <input type="checkbox"/> Not Applicable	See the Envelope Assemblies table for values.
402.1.1 [FO4] <sup>1</sup>	Conditioned basement wall insulation R-value. Where interior insulation is used, verification may need to occur during Insulation Inspection. Not required in warm-humid locations in Climate Zone 3.	R-____ R-____	R-____ R-____	<input type="checkbox"/> Complies <input type="checkbox"/> Does Not <input type="checkbox"/> Not Observable <input type="checkbox"/> Not Applicable	See the Envelope Assemblies table for values.
303.2 [FO5] <sup>1</sup>	Conditioned basement wall insulation installed per manufacturer's instructions.			<input type="checkbox"/> Complies <input type="checkbox"/> Does Not <input type="checkbox"/> Not Observable <input type="checkbox"/> Not Applicable	
402.2.8 [FO6] <sup>1</sup>	Conditioned basement wall insulation depth of burial or distance from top of wall.	____ ft	____ ft	<input type="checkbox"/> Complies <input type="checkbox"/> Does Not <input type="checkbox"/> Not Observable <input type="checkbox"/> Not Applicable	See the Envelope Assemblies table for values.
303.2.1 [FO11] <sup>2</sup>	A protective covering is installed to protect exposed exterior insulation and extends a minimum of 6 in. below grade.			<input type="checkbox"/> Complies <input type="checkbox"/> Does Not <input type="checkbox"/> Not Observable <input type="checkbox"/> Not Applicable	
403.8 [FO12] <sup>2</sup>	Snow- and ice-melting system controls installed.			<input type="checkbox"/> Complies <input type="checkbox"/> Does Not <input type="checkbox"/> Not Observable <input type="checkbox"/> Not Applicable	

**Additional Comments/Assumptions:**

1 High Impact (Tier 1)	2 Medium Impact (Tier 2)	3 Low Impact (Tier 3)
------------------------	--------------------------	-----------------------

Section # & Req.ID	Framing / Rough-In Inspection	Plans Verified Value	Field Verified Value	Complies?	Comments/Assumptions
402.1.1, 402.3.4 [FR1] <sup>1</sup>	Door U-factor.	U-____	U-____	<input type="checkbox"/> Complies <input type="checkbox"/> Does Not <input type="checkbox"/> Not Observable <input type="checkbox"/> Not Applicable	See the Envelope Assemblies table for values.
402.1.1, 402.3.1, 402.3.3, 402.3.6, 402.5 [FR2] <sup>1</sup>	Glazing U-factor (area-weighted average).	U-____	U-____	<input type="checkbox"/> Complies <input type="checkbox"/> Does Not <input type="checkbox"/> Not Observable <input type="checkbox"/> Not Applicable	See the Envelope Assemblies table for values.
303.1.3 [FR4] <sup>1</sup>	U-factors of fenestration products are determined in accordance with the NFRC test procedure or taken from the default table.			<input type="checkbox"/> Complies <input type="checkbox"/> Does Not <input type="checkbox"/> Not Observable <input type="checkbox"/> Not Applicable	
402.4.3 [FR20] <sup>1</sup>	Fenestration that is not site built is listed and labeled as meeting AAMA /WDMA/CSA 101/I.S.2/A440 or has infiltration rates per NFRC 400 that do not exceed code limits.			<input type="checkbox"/> Complies <input type="checkbox"/> Does Not <input type="checkbox"/> Not Observable <input type="checkbox"/> Not Applicable	
402.4.4 [FR16] <sup>2</sup>	IC-rated recessed lighting fixtures sealed at housing/interior finish and labeled to indicate ≤2.0 cfm leakage at 75 Pa.			<input type="checkbox"/> Complies <input type="checkbox"/> Does Not <input type="checkbox"/> Not Observable <input type="checkbox"/> Not Applicable	
403.2.1 [FR12] <sup>1</sup>	Supply ducts in attics are insulated to ≥R-8. All other ducts in unconditioned spaces or outside the building envelope are insulated to ≥R-6.	R-____ R-____	R-____ R-____	<input type="checkbox"/> Complies <input type="checkbox"/> Does Not <input type="checkbox"/> Not Observable <input type="checkbox"/> Not Applicable	
403.2.2 [FR13] <sup>1</sup>	All joints and seams of air ducts, air handlers, and filter boxes are sealed.			<input type="checkbox"/> Complies <input type="checkbox"/> Does Not <input type="checkbox"/> Not Observable <input type="checkbox"/> Not Applicable	
403.3 [FR17] <sup>2</sup>	HVAC piping conveying fluids above 105 °F or chilled fluids below 55 °F are insulated to ≥R-3.	R-____	R-____	<input type="checkbox"/> Complies <input type="checkbox"/> Does Not <input type="checkbox"/> Not Observable <input type="checkbox"/> Not Applicable	
403.3.1 [FR24] <sup>2</sup>	Protection of insulation on HVAC piping.			<input type="checkbox"/> Complies <input type="checkbox"/> Does Not <input type="checkbox"/> Not Observable <input type="checkbox"/> Not Applicable	
403.4.2 [FR18] <sup>2</sup>	Hot water pipes are insulated to ≥R-3.	R-____	R-____	<input type="checkbox"/> Complies <input type="checkbox"/> Does Not <input type="checkbox"/> Not Observable <input type="checkbox"/> Not Applicable	
403.5 [FR19] <sup>2</sup>	Automatic or gravity dampers are installed on all outdoor air intakes and exhausts.			<input type="checkbox"/> Complies <input type="checkbox"/> Does Not <input type="checkbox"/> Not Observable <input type="checkbox"/> Not Applicable	










**Additional Comments/Assumptions:**

1 High Impact (Tier 1)	2 Medium Impact (Tier 2)	3 Low Impact (Tier 3)
------------------------	--------------------------	-----------------------

Section # & Req.ID	Insulation Inspection	Plans Verified Value	Field Verified Value	Complies?	Comments/Assumptions
303.1 [IN13] <sup>2</sup>	All installed insulation is labeled or the installed R-values provided.			<input type="checkbox"/> Complies <input type="checkbox"/> Does Not <input type="checkbox"/> Not Observable <input type="checkbox"/> Not Applicable	
402.1.1, 402.2.6 [IN1] <sup>1</sup>	Floor insulation R-value.	R-_____ <input type="checkbox"/> Wood <input type="checkbox"/> Steel	R-_____ <input type="checkbox"/> Wood <input type="checkbox"/> Steel	<input type="checkbox"/> Complies <input type="checkbox"/> Does Not <input type="checkbox"/> Not Observable <input type="checkbox"/> Not Applicable	See the Envelope Assemblies table for values.
303.2, 402.2.7 [IN2] <sup>1</sup>	Floor insulation installed per manufacturer's instructions, and in substantial contact with the underside of the subfloor.			<input type="checkbox"/> Complies <input type="checkbox"/> Does Not <input type="checkbox"/> Not Observable <input type="checkbox"/> Not Applicable	
402.1.1, 402.2.5, 402.2.6 [IN3] <sup>1</sup>	Wall insulation R-value. If this is a mass wall with at least 1/2 of the wall insulation on the wall exterior, the exterior insulation requirement applies (FR10).	R-_____ <input type="checkbox"/> Wood <input type="checkbox"/> Mass <input type="checkbox"/> Steel	R-_____ <input type="checkbox"/> Wood <input type="checkbox"/> Mass <input type="checkbox"/> Steel	<input type="checkbox"/> Complies <input type="checkbox"/> Does Not <input type="checkbox"/> Not Observable <input type="checkbox"/> Not Applicable	See the Envelope Assemblies table for values.
303.2 [IN4] <sup>1</sup>	Wall insulation is installed per manufacturer's instructions.			<input type="checkbox"/> Complies <input type="checkbox"/> Does Not <input type="checkbox"/> Not Observable <input type="checkbox"/> Not Applicable	

**Additional Comments/Assumptions:**

1 High Impact (Tier 1)	2 Medium Impact (Tier 2)	3 Low Impact (Tier 3)
------------------------	--------------------------	-----------------------

Section # & Req.ID	Final Inspection Provisions	Plans Verified Value	Field Verified Value	Complies?	Comments/Assumptions
402.1.1, 402.2.1, 402.2.2, 402.2.6 [FI1] <sup>1</sup> 	Ceiling insulation R-value.	R-____ <input type="checkbox"/> Wood <input type="checkbox"/> Steel	R-____ <input type="checkbox"/> Wood <input type="checkbox"/> Steel	<input type="checkbox"/> Complies <input type="checkbox"/> Does Not <input type="checkbox"/> Not Observable <input type="checkbox"/> Not Applicable	See the Envelope Assemblies table for values.
303.1.1.1, 303.2 [FI2] <sup>1</sup> 	Ceiling insulation installed per manufacturer's instructions. Blown insulation marked every 300 ft <sup>2</sup> .			<input type="checkbox"/> Complies <input type="checkbox"/> Does Not <input type="checkbox"/> Not Observable <input type="checkbox"/> Not Applicable	
402.2.3 [FI22] <sup>2</sup>	Vented attics with air permeable insulation include baffle adjacent to soffit and eave vents that extends over insulation.			<input type="checkbox"/> Complies <input type="checkbox"/> Does Not <input type="checkbox"/> Not Observable <input type="checkbox"/> Not Applicable	
402.2.4 [FI3] <sup>1</sup> 	Attic access hatch and door insulation ≥R-value of the adjacent assembly.	R-____	R-____	<input type="checkbox"/> Complies <input type="checkbox"/> Does Not <input type="checkbox"/> Not Observable <input type="checkbox"/> Not Applicable	
403.2.2 [FI4] <sup>1</sup> 	Duct tightness test result of ≤10 cfm/100 ft <sup>2</sup> across the system or ≤7.5 cfm/100 ft <sup>2</sup> without air handler @ 25 Pa. For rough-in tests, verification may need to occur during Framing Inspection.	____ cfm/100 ft <sup>2</sup>	____ cfm/100 ft <sup>2</sup>	<input type="checkbox"/> Complies <input type="checkbox"/> Does Not <input type="checkbox"/> Not Observable <input type="checkbox"/> Not Applicable	
403.2.2.1 [FI24] <sup>1</sup>	Air handler leakage designated by manufacturer at ≤2% of design air flow.			<input type="checkbox"/> Complies <input type="checkbox"/> Does Not <input type="checkbox"/> Not Observable <input type="checkbox"/> Not Applicable	
403.1.1 [FI9] <sup>2</sup> 	Programmable thermostats installed on forced air furnaces.			<input type="checkbox"/> Complies <input type="checkbox"/> Does Not <input type="checkbox"/> Not Observable <input type="checkbox"/> Not Applicable	
403.1.2 [FI10] <sup>2</sup> 	Heat pump thermostat installed on heat pumps.			<input type="checkbox"/> Complies <input type="checkbox"/> Does Not <input type="checkbox"/> Not Observable <input type="checkbox"/> Not Applicable	
403.4.1 [FI11] <sup>2</sup> 	Circulating service hot water systems have automatic or accessible manual controls.			<input type="checkbox"/> Complies <input type="checkbox"/> Does Not <input type="checkbox"/> Not Observable <input type="checkbox"/> Not Applicable	
403.5.1 [FI25] <sup>2</sup>	All mechanical ventilation system fans not part of tested and listed HVAC equipment meet efficacy and air flow limits.			<input type="checkbox"/> Complies <input type="checkbox"/> Does Not <input type="checkbox"/> Not Observable <input type="checkbox"/> Not Applicable	
401.3 [FI7] <sup>2</sup> 	Compliance certificate posted.			<input type="checkbox"/> Complies <input type="checkbox"/> Does Not <input type="checkbox"/> Not Observable <input type="checkbox"/> Not Applicable	
303.3 [FI18] <sup>3</sup> 	Manufacturer manuals for mechanical and water heating systems have been provided.			<input type="checkbox"/> Complies <input type="checkbox"/> Does Not <input type="checkbox"/> Not Observable <input type="checkbox"/> Not Applicable	

**Additional Comments/Assumptions:**

1 High Impact (Tier 1)	2 Medium Impact (Tier 2)	3 Low Impact (Tier 3)
------------------------	--------------------------	-----------------------

1	High Impact (Tier 1)	2	Medium Impact (Tier 2)	3	Low Impact (Tier 3)
---	----------------------	---	------------------------	---	---------------------





# Utah Energy Conservation Code Energy Efficiency Certificate

Insulation Rating	R-Value
-------------------	---------

<b>Above-Grade Wall</b>	<b>19.00</b>
<b>Below-Grade Wall</b>	<b>11.00</b>
<b>Floor</b>	<b>30.00</b>
<b>Ceiling / Roof</b>	<b>49.00</b>
<b>Ductwork (unconditioned spaces):</b>	_____

Glass & Door Rating	U-Factor	SHGC
---------------------	----------	------

<b>Window</b>	<b>0.30</b>	
<b>Door</b>	<b>0.30</b>	

Heating & Cooling Equipment	Efficiency
-----------------------------	------------

<b>Heating System:</b> _____	_____
<b>Cooling System:</b> _____	_____
<b>Water Heater:</b> _____	_____

**Name:** \_\_\_\_\_ **Date:** \_\_\_\_\_

**Comments**



# Compliance Certificate

Project UNIT C - THE BIRCH MIRROR

Energy Code: **Utah Energy Conservation Code**  
 Location: **Cedar Fort, Utah**  
 Construction Type: **Single-family**  
 Project Type: **New Construction**  
 Orientation: **Bldg. faces 270 deg. from North**  
 Conditioned Floor Area: **2,160 ft2**  
 Glazing Area **10%**  
 Climate Zone: **5 (7011 HDD)**  
 Permit Date:  
 Permit Number:

Construction Site:  
 Unit #227 Spring Run Subdivision  
 Eagle Mountain, UT 84005

Owner/Agent:  
 TRIUMPH CONSTRUCTION  
 5151 South 900 East  
 Salt Lake City, UT 84117  
 801.269.1508

Designer/Contractor:  
 ARCFL0  
 228 East 500 South  
 Suite #101  
 Salt Lake City, UT 84111  
 801.320.9773  
 projects@arcflo.com

### Compliance: Passes using UA trade-off

Compliance: **5.8% Better Than Code** Maximum UA: **347** Your UA: **327**

The % Better or Worse Than Code Index reflects how close to compliance the house is based on code trade-off rules. It DOES NOT provide an estimate of energy use or cost relative to a minimum-code home.


## Envelope Assemblies

Assembly	Gross Area or Perimeter	Cavity R-Value	Cont. R-Value	U-Factor	UA
Ceiling 1 - Level 2: Flat Ceiling or Scissor Truss	1,339	49.0	0.0	0.026	35
Wall 1.1 - Main Level: Wood Frame, 16" o.c. Orientation: Front	252	19.0	0.0	0.060	11
Door: Solid Orientation: Unspecified	67			0.300	20
Wall 2.1 - Main Level: Wood Frame, 16" o.c. Orientation: Right side	344	19.0	0.0	0.060	21
Wall 4.1 - Main Level: Wood Frame, 16" o.c. Orientation: Left side	397	19.0	0.0	0.060	24
Wall 1.1 - Level 2: Wood Frame, 16" o.c. Orientation: Front	229	19.0	0.0	0.060	9
Window: Vinyl/Fiberglass Frame:Double Pane with Low-E Orientation: Unspecified	81			0.300	24
Wall 2.1 - Level 2: Wood Frame, 16" o.c. Orientation: Right side	412	19.0	0.0	0.060	25
Wall 3.1 - Level 2: Wood Frame, 16" o.c. Orientation: Back	229	19.0	0.0	0.060	9
Window: Vinyl/Fiberglass Frame:Double Pane with Low-E Orientation: Unspecified	75			0.300	23
Wall 4.1 - Level 2: Wood Frame, 16" o.c. Orientation: Left side	412	19.0	0.0	0.060	24

Assembly	Gross Area or Perimeter	Cavity R-Value	Cont. R-Value	U-Factor	UA
Door: Glass Orientation: Left side	20			0.300	6
Floor 1 - Level 2 - Over Air: All-Wood Joist/Truss:Over Outside Air	26	30.0	0.0	0.033	1
Floor 2 - Level 2 - Over Garage: All-Wood Joist/Truss:Over Outside Air	421	30.0	0.0	0.033	14
Floor 3 - Main Level: Slab-On-Grade:Unheated Insulation depth: 2.0'	68		21.0	0.767	52
Basement Wall 2.2 - Main Level ( UNFINISHED ): Solid Concrete or Masonry Orientation: Right side Wall height: 8.9' Depth below grade: 8.0' Insulation depth: 8.9'	53	0.0	11.0	0.054	3
Basement Wall 3.1 - Main Level ( UNFINISHED ): Solid Concrete or Masonry Orientation: Back Wall height: 8.9' Depth below grade: 8.0' Insulation depth: 8.9'	252	0.0	11.0	0.054	11
Window: Vinyl/Fiberglass Frame:Double Pane with Low-E Orientation: Unspecified	50			0.300	15

*Compliance Statement:* The proposed building design described here is consistent with the building plans, specifications, and other calculations submitted with the permit application. The proposed building has been designed to meet the Utah Energy Conservation Code requirements in REScheck Version 4.7.1 and to comply with the mandatory requirements listed in the REScheck Inspection Checklist.

ASHLEY LEHR - PROJECT MANAGER  
Name - Title



Signature

02/02/2021

Date





# Inspection Checklist

Energy Code: Utah Energy Conservation Code

Requirements: 0.0% were addressed directly in the REScheck software

Text in the "Comments/Assumptions" column is provided by the user in the REScheck Requirements screen. For each requirement, the user certifies that a code requirement will be met and how that is documented, or that an exception is being claimed. Where compliance is itemized in a separate table, a reference to that table is provided.

Section # & Req.ID	Pre-Inspection/Plan Review	Plans Verified Value	Field Verified Value	Complies?	Comments/Assumptions
103.1, 103.2 [PR1] <sup>1</sup> 	Construction drawings and documentation demonstrate energy code compliance for the building envelope.			<input type="checkbox"/> Complies <input type="checkbox"/> Does Not <input type="checkbox"/> Not Observable <input type="checkbox"/> Not Applicable	
302.1, 403.6 [PR2] <sup>2</sup> 	Heating and cooling equipment is sized per ACCA Manual S based on loads calculated per ACCA Manual J or other methods approved by the code official.	Heating: Btu/hr _____ Cooling: Btu/hr _____	Heating: Btu/hr _____ Cooling: Btu/hr _____	<input type="checkbox"/> Complies <input type="checkbox"/> Does Not <input type="checkbox"/> Not Observable <input type="checkbox"/> Not Applicable	

**Additional Comments/Assumptions:**

1	High Impact (Tier 1)	2	Medium Impact (Tier 2)	3	Low Impact (Tier 3)
---	----------------------	---	------------------------	---	---------------------

Section # & Req.ID	Foundation Inspection	Plans Verified Value	Field Verified Value	Complies?	Comments/Assumptions
402.1.1 [FO1] <sup>1</sup>	Slab edge insulation R-value.	R-____ <input type="checkbox"/> Unheated <input type="checkbox"/> Heated	R-____ <input type="checkbox"/> Unheated <input type="checkbox"/> Heated	<input type="checkbox"/> Complies <input type="checkbox"/> Does Not <input type="checkbox"/> Not Observable <input type="checkbox"/> Not Applicable	See the Envelope Assemblies table for values.
303.2, 402.2.9 [FO2] <sup>1</sup>	Slab edge insulation installed per manufacturer's instructions.			<input type="checkbox"/> Complies <input type="checkbox"/> Does Not <input type="checkbox"/> Not Observable <input type="checkbox"/> Not Applicable	
402.1.1 [FO3] <sup>1</sup>	Slab edge insulation depth/length.	____ ft	____ ft	<input type="checkbox"/> Complies <input type="checkbox"/> Does Not <input type="checkbox"/> Not Observable <input type="checkbox"/> Not Applicable	See the Envelope Assemblies table for values.
402.1.1 [FO4] <sup>1</sup>	Conditioned basement wall insulation R-value. Where interior insulation is used, verification may need to occur during Insulation Inspection. Not required in warm-humid locations in Climate Zone 3.	R-____ R-____	R-____ R-____	<input type="checkbox"/> Complies <input type="checkbox"/> Does Not <input type="checkbox"/> Not Observable <input type="checkbox"/> Not Applicable	See the Envelope Assemblies table for values.
303.2 [FO5] <sup>1</sup>	Conditioned basement wall insulation installed per manufacturer's instructions.			<input type="checkbox"/> Complies <input type="checkbox"/> Does Not <input type="checkbox"/> Not Observable <input type="checkbox"/> Not Applicable	
402.2.8 [FO6] <sup>1</sup>	Conditioned basement wall insulation depth of burial or distance from top of wall.	____ ft	____ ft	<input type="checkbox"/> Complies <input type="checkbox"/> Does Not <input type="checkbox"/> Not Observable <input type="checkbox"/> Not Applicable	See the Envelope Assemblies table for values.
303.2.1 [FO11] <sup>2</sup>	A protective covering is installed to protect exposed exterior insulation and extends a minimum of 6 in. below grade.			<input type="checkbox"/> Complies <input type="checkbox"/> Does Not <input type="checkbox"/> Not Observable <input type="checkbox"/> Not Applicable	
403.8 [FO12] <sup>2</sup>	Snow- and ice-melting system controls installed.			<input type="checkbox"/> Complies <input type="checkbox"/> Does Not <input type="checkbox"/> Not Observable <input type="checkbox"/> Not Applicable	






**Additional Comments/Assumptions:**

1 High Impact (Tier 1)	2 Medium Impact (Tier 2)	3 Low Impact (Tier 3)
------------------------	--------------------------	-----------------------

Section # & Req.ID	Framing / Rough-In Inspection	Plans Verified Value	Field Verified Value	Complies?	Comments/Assumptions
402.1.1, 402.3.4 [FR1] <sup>1</sup>	Door U-factor.	U-____	U-____	<input type="checkbox"/> Complies <input type="checkbox"/> Does Not <input type="checkbox"/> Not Observable <input type="checkbox"/> Not Applicable	See the Envelope Assemblies table for values.
402.1.1, 402.3.1, 402.3.3, 402.3.6, 402.5 [FR2] <sup>1</sup>	Glazing U-factor (area-weighted average).	U-____	U-____	<input type="checkbox"/> Complies <input type="checkbox"/> Does Not <input type="checkbox"/> Not Observable <input type="checkbox"/> Not Applicable	See the Envelope Assemblies table for values.
303.1.3 [FR4] <sup>1</sup>	U-factors of fenestration products are determined in accordance with the NFRC test procedure or taken from the default table.			<input type="checkbox"/> Complies <input type="checkbox"/> Does Not <input type="checkbox"/> Not Observable <input type="checkbox"/> Not Applicable	
402.4.3 [FR20] <sup>1</sup>	Fenestration that is not site built is listed and labeled as meeting AAMA /WDMA/CSA 101/I.S.2/A440 or has infiltration rates per NFRC 400 that do not exceed code limits.			<input type="checkbox"/> Complies <input type="checkbox"/> Does Not <input type="checkbox"/> Not Observable <input type="checkbox"/> Not Applicable	
402.4.4 [FR16] <sup>2</sup>	IC-rated recessed lighting fixtures sealed at housing/interior finish and labeled to indicate ≤2.0 cfm leakage at 75 Pa.			<input type="checkbox"/> Complies <input type="checkbox"/> Does Not <input type="checkbox"/> Not Observable <input type="checkbox"/> Not Applicable	
403.2.1 [FR12] <sup>1</sup>	Supply ducts in attics are insulated to ≥R-8. All other ducts in unconditioned spaces or outside the building envelope are insulated to ≥R-6.	R-____ R-____	R-____ R-____	<input type="checkbox"/> Complies <input type="checkbox"/> Does Not <input type="checkbox"/> Not Observable <input type="checkbox"/> Not Applicable	
403.2.2 [FR13] <sup>1</sup>	All joints and seams of air ducts, air handlers, and filter boxes are sealed.			<input type="checkbox"/> Complies <input type="checkbox"/> Does Not <input type="checkbox"/> Not Observable <input type="checkbox"/> Not Applicable	
403.3 [FR17] <sup>2</sup>	HVAC piping conveying fluids above 105 °F or chilled fluids below 55 °F are insulated to ≥R-3.	R-____	R-____	<input type="checkbox"/> Complies <input type="checkbox"/> Does Not <input type="checkbox"/> Not Observable <input type="checkbox"/> Not Applicable	
403.3.1 [FR24] <sup>2</sup>	Protection of insulation on HVAC piping.			<input type="checkbox"/> Complies <input type="checkbox"/> Does Not <input type="checkbox"/> Not Observable <input type="checkbox"/> Not Applicable	
403.4.2 [FR18] <sup>2</sup>	Hot water pipes are insulated to ≥R-3.	R-____	R-____	<input type="checkbox"/> Complies <input type="checkbox"/> Does Not <input type="checkbox"/> Not Observable <input type="checkbox"/> Not Applicable	
403.5 [FR19] <sup>2</sup>	Automatic or gravity dampers are installed on all outdoor air intakes and exhausts.			<input type="checkbox"/> Complies <input type="checkbox"/> Does Not <input type="checkbox"/> Not Observable <input type="checkbox"/> Not Applicable	










**Additional Comments/Assumptions:**

1 High Impact (Tier 1)	2 Medium Impact (Tier 2)	3 Low Impact (Tier 3)
------------------------	--------------------------	-----------------------

Section # & Req.ID	Insulation Inspection	Plans Verified Value	Field Verified Value	Complies?	Comments/Assumptions
303.1 [IN13] <sup>2</sup> 	All installed insulation is labeled or the installed R-values provided.			<input type="checkbox"/> Complies <input type="checkbox"/> Does Not <input type="checkbox"/> Not Observable <input type="checkbox"/> Not Applicable	
402.1.1, 402.2.6 [IN1] <sup>1</sup> 	Floor insulation R-value.	R-____ <input type="checkbox"/> Wood <input type="checkbox"/> Steel	R-____ <input type="checkbox"/> Wood <input type="checkbox"/> Steel	<input type="checkbox"/> Complies <input type="checkbox"/> Does Not <input type="checkbox"/> Not Observable <input type="checkbox"/> Not Applicable	See the Envelope Assemblies table for values.
303.2, 402.2.7 [IN2] <sup>1</sup> 	Floor insulation installed per manufacturer's instructions, and in substantial contact with the underside of the subfloor.			<input type="checkbox"/> Complies <input type="checkbox"/> Does Not <input type="checkbox"/> Not Observable <input type="checkbox"/> Not Applicable	
402.1.1, 402.2.5, 402.2.6 [IN3] <sup>1</sup> 	Wall insulation R-value. If this is a mass wall with at least 1/2 of the wall insulation on the wall exterior, the exterior insulation requirement applies (FR10).	R-____ <input type="checkbox"/> Wood <input type="checkbox"/> Mass <input type="checkbox"/> Steel	R-____ <input type="checkbox"/> Wood <input type="checkbox"/> Mass <input type="checkbox"/> Steel	<input type="checkbox"/> Complies <input type="checkbox"/> Does Not <input type="checkbox"/> Not Observable <input type="checkbox"/> Not Applicable	See the Envelope Assemblies table for values.
303.2 [IN4] <sup>1</sup> 	Wall insulation is installed per manufacturer's instructions.			<input type="checkbox"/> Complies <input type="checkbox"/> Does Not <input type="checkbox"/> Not Observable <input type="checkbox"/> Not Applicable	

**Additional Comments/Assumptions:**

1	High Impact (Tier 1)	2	Medium Impact (Tier 2)	3	Low Impact (Tier 3)
---	----------------------	---	------------------------	---	---------------------

Section # & Req.ID	Final Inspection Provisions	Plans Verified Value	Field Verified Value	Complies?	Comments/Assumptions
402.1.1, 402.2.1, 402.2.2, 402.2.6 [FI1] <sup>1</sup> 	Ceiling insulation R-value.	R-____ <input type="checkbox"/> Wood <input type="checkbox"/> Steel	R-____ <input type="checkbox"/> Wood <input type="checkbox"/> Steel	<input type="checkbox"/> Complies <input type="checkbox"/> Does Not <input type="checkbox"/> Not Observable <input type="checkbox"/> Not Applicable	See the Envelope Assemblies table for values.
303.1.1.1, 303.2 [FI2] <sup>1</sup> 	Ceiling insulation installed per manufacturer's instructions. Blown insulation marked every 300 ft <sup>2</sup> .			<input type="checkbox"/> Complies <input type="checkbox"/> Does Not <input type="checkbox"/> Not Observable <input type="checkbox"/> Not Applicable	
402.2.3 [FI22] <sup>2</sup>	Vented attics with air permeable insulation include baffle adjacent to soffit and eave vents that extends over insulation.			<input type="checkbox"/> Complies <input type="checkbox"/> Does Not <input type="checkbox"/> Not Observable <input type="checkbox"/> Not Applicable	
402.2.4 [FI3] <sup>1</sup> 	Attic access hatch and door insulation ≥R-value of the adjacent assembly.	R-____	R-____	<input type="checkbox"/> Complies <input type="checkbox"/> Does Not <input type="checkbox"/> Not Observable <input type="checkbox"/> Not Applicable	
403.2.2 [FI4] <sup>1</sup> 	Duct tightness test result of ≤10 cfm/100 ft <sup>2</sup> across the system or ≤7.5 cfm/100 ft <sup>2</sup> without air handler @ 25 Pa. For rough-in tests, verification may need to occur during Framing Inspection.	____ cfm/100 ft <sup>2</sup>	____ cfm/100 ft <sup>2</sup>	<input type="checkbox"/> Complies <input type="checkbox"/> Does Not <input type="checkbox"/> Not Observable <input type="checkbox"/> Not Applicable	
403.2.2.1 [FI24] <sup>1</sup>	Air handler leakage designated by manufacturer at ≤2% of design air flow.			<input type="checkbox"/> Complies <input type="checkbox"/> Does Not <input type="checkbox"/> Not Observable <input type="checkbox"/> Not Applicable	
403.1.1 [FI9] <sup>2</sup> 	Programmable thermostats installed on forced air furnaces.			<input type="checkbox"/> Complies <input type="checkbox"/> Does Not <input type="checkbox"/> Not Observable <input type="checkbox"/> Not Applicable	
403.1.2 [FI10] <sup>2</sup> 	Heat pump thermostat installed on heat pumps.			<input type="checkbox"/> Complies <input type="checkbox"/> Does Not <input type="checkbox"/> Not Observable <input type="checkbox"/> Not Applicable	
403.4.1 [FI11] <sup>2</sup> 	Circulating service hot water systems have automatic or accessible manual controls.			<input type="checkbox"/> Complies <input type="checkbox"/> Does Not <input type="checkbox"/> Not Observable <input type="checkbox"/> Not Applicable	
403.5.1 [FI25] <sup>2</sup>	All mechanical ventilation system fans not part of tested and listed HVAC equipment meet efficacy and air flow limits.			<input type="checkbox"/> Complies <input type="checkbox"/> Does Not <input type="checkbox"/> Not Observable <input type="checkbox"/> Not Applicable	
401.3 [FI7] <sup>2</sup> 	Compliance certificate posted.			<input type="checkbox"/> Complies <input type="checkbox"/> Does Not <input type="checkbox"/> Not Observable <input type="checkbox"/> Not Applicable	
303.3 [FI18] <sup>3</sup> 	Manufacturer manuals for mechanical and water heating systems have been provided.			<input type="checkbox"/> Complies <input type="checkbox"/> Does Not <input type="checkbox"/> Not Observable <input type="checkbox"/> Not Applicable	

**Additional Comments/Assumptions:**

1 High Impact (Tier 1)	2 Medium Impact (Tier 2)	3 Low Impact (Tier 3)
------------------------	--------------------------	-----------------------



1	High Impact (Tier 1)	2	Medium Impact (Tier 2)	3	Low Impact (Tier 3)
---	----------------------	---	------------------------	---	---------------------



# Utah Energy Conservation Code Energy Efficiency Certificate

Insulation Rating	R-Value
-------------------	---------

<b>Above-Grade Wall</b>	<b>19.00</b>
<b>Below-Grade Wall</b>	<b>11.00</b>
<b>Floor</b>	<b>30.00</b>
<b>Ceiling / Roof</b>	<b>49.00</b>
<b>Ductwork (unconditioned spaces):</b>	_____

Glass & Door Rating	U-Factor	SHGC
---------------------	----------	------

<b>Window</b>	<b>0.30</b>	
<b>Door</b>	<b>0.30</b>	

Heating & Cooling Equipment	Efficiency
-----------------------------	------------

<b>Heating System:</b> _____	_____
<b>Cooling System:</b> _____	_____
<b>Water Heater:</b> _____	_____

Name: _____		Date: _____
-------------	--	-------------

Name: \_\_\_\_\_ Date: \_\_\_\_\_

Comments



# REScheck Software Version 4.7.1 Compliance Certificate

Project Unit A - THE REDWOOD

Energy Code: **Utah Energy Conservation Code**  
 Location: **Cedar Fort, Utah**  
 Construction Type: **Single-family**  
 Project Type: **New Construction**  
 Orientation: **Bldg. faces 270 deg. from North**  
 Conditioned Floor Area: **2,244 ft2**  
 Glazing Area **12%**  
 Climate Zone: **5 (7011 HDD)**  
 Permit Date:  
 Permit Number:

Construction Site:  
 Unit #225 Spring Run Subdivision  
 Eagle Mountain, UT 84005

Owner/Agent:  
 TRIUMPH CONSTRUCTION  
 5151 South 900 East  
 Salt Lake City, UT 84117  
 801.269.1508

Designer/Contractor:  
 ARCFLO  
 228 East 500 South  
 Suite #101  
 Salt Lake City, UT 84111  
 801.320.9773  
 projects@arcflo.com

## Compliance: Passes using UA trade-off

Compliance: **6.8% Better Than Code** Maximum UA: **369** Your UA: **344**

The % Better or Worse Than Code Index reflects how close to compliance the house is based on code trade-off rules. It DOES NOT provide an estimate of energy use or cost relative to a minimum-code home.


## Envelope Assemblies

Assembly	Gross Area or Perimeter	Cavity R-Value	Cont. R-Value	U-Factor	UA
Ceiling 1 - Level 1: Flat Ceiling or Scissor Truss	18	49.0	0.0	0.026	0
Ceiling 2 - Level 2: Flat Ceiling or Scissor Truss	1,362	49.0	0.0	0.026	35
Wall 1.1 - Main Level: Wood Frame, 16" o.c. Orientation: Front	286	19.0	0.0	0.060	14
Door: Solid Orientation: Unspecified	60			0.300	18
Wall 2.1 - Main Level: Wood Frame, 16" o.c. Orientation: Right side	344	19.0	0.0	0.060	21
Wall 3.1 - Main Level: Wood Frame, 16" o.c. Orientation: Back	18	19.0	0.0	0.060	1
Wall 4.1 - Main Level: Wood Frame, 16" o.c. Orientation: Left side	179	19.0	0.0	0.060	10
Window: Vinyl/Fiberglass Frame:Double Pane with Low-E Orientation: Left side	7			0.300	2
Wall 1.1 - Level 2: Wood Frame, 16" o.c. Orientation: Front	240	19.0	0.0	0.060	11
Window: Vinyl/Fiberglass Frame:Double Pane with Low-E Orientation: Unspecified	50			0.300	15
Wall 2.1 - Level 2: Wood Frame, 16" o.c. Orientation: Right side	412	19.0	0.0	0.060	25

Assembly	Gross Area or Perimeter	Cavity R-Value	Cont. R-Value	U-Factor	UA
Wall 3.1 - Level 2: Wood Frame, 16" o.c. Orientation: Back	240	19.0	0.0	0.060	9
Window: Vinyl/Fiberglass Frame:Double Pane with Low-E Orientation: Unspecified	90			0.300	27
Wall 4.1 - Level 2: Wood Frame, 16" o.c. Orientation: Left side	412	19.0	0.0	0.060	21
Window: Vinyl/Fiberglass Frame:Double Pane with Low-E Orientation: Left side	44			0.300	13
Door: Glass Orientation: Unspecified	20			0.300	6
Floor 1 - Level 2 - Over Air: All-Wood Joist/Truss:Over Outside Air	26	30.0	0.0	0.033	1
Floor 2 - Level 2 - Over Garage: All-Wood Joist/Truss:Over Outside Air	467	30.0	0.0	0.033	15
Floor 3 - Main Level: Slab-On-Grade:Unheated Insulation depth: 2.0'	75		21.0	0.767	58
Basement Wall 2.2 - Main Level ( UNFINISHED ): Solid Concrete or Masonry Orientation: Right side Wall height: 8.9' Depth below grade: 8.0' Insulation depth: 8.9'	53	0.0	11.0	0.054	3
Basement Wall 3.2 - Main Level ( UNFINISHED ): Solid Concrete or Masonry Orientation: Back Wall height: 8.9' Depth below grade: 8.0' Insulation depth: 8.9'	268	0.0	11.0	0.054	12
Window: Vinyl/Fiberglass Frame:Double Pane with Low-E Orientation: Unspecified	50			0.300	15
Basement Wall 4.2 - Main Level ( UNFINISHED ): Solid Concrete or Masonry Orientation: Left side Wall height: 8.9' Depth below grade: 8.0' Insulation depth: 8.9'	218	0.0	11.0	0.054	12

*Compliance Statement:* The proposed building design described here is consistent with the building plans, specifications, and other calculations submitted with the permit application. The proposed building has been designed to meet the Utah Energy Conservation Code requirements in REScheck Version 4.7.1 and to comply with the mandatory requirements listed in the REScheck Inspection Checklist.

ASHLEY LEHR - PROJECT MANAGER  
Name - Title

  
Signature

02/02/2021  
Date





# Inspection Checklist

Energy Code: Utah Energy Conservation Code

Requirements: 0.0% were addressed directly in the REScheck software

Text in the "Comments/Assumptions" column is provided by the user in the REScheck Requirements screen. For each requirement, the user certifies that a code requirement will be met and how that is documented, or that an exception is being claimed. Where compliance is itemized in a separate table, a reference to that table is provided.

Section # & Req.ID	Pre-Inspection/Plan Review	Plans Verified Value	Field Verified Value	Complies?	Comments/Assumptions
103.1, 103.2 [PR1] <sup>1</sup> 	Construction drawings and documentation demonstrate energy code compliance for the building envelope.			<input type="checkbox"/> Complies <input type="checkbox"/> Does Not <input type="checkbox"/> Not Observable <input type="checkbox"/> Not Applicable	
302.1, 403.6 [PR2] <sup>2</sup> 	Heating and cooling equipment is sized per ACCA Manual S based on loads calculated per ACCA Manual J or other methods approved by the code official.	Heating: Btu/hr _____ Cooling: Btu/hr _____	Heating: Btu/hr _____ Cooling: Btu/hr _____	<input type="checkbox"/> Complies <input type="checkbox"/> Does Not <input type="checkbox"/> Not Observable <input type="checkbox"/> Not Applicable	

**Additional Comments/Assumptions:**

1	High Impact (Tier 1)	2	Medium Impact (Tier 2)	3	Low Impact (Tier 3)
---	----------------------	---	------------------------	---	---------------------

Section # & Req.ID	Foundation Inspection	Plans Verified Value	Field Verified Value	Complies?	Comments/Assumptions
402.1.1 [FO1] <sup>1</sup>	Slab edge insulation R-value.	R-____ <input type="checkbox"/> Unheated <input type="checkbox"/> Heated	R-____ <input type="checkbox"/> Unheated <input type="checkbox"/> Heated	<input type="checkbox"/> Complies <input type="checkbox"/> Does Not <input type="checkbox"/> Not Observable <input type="checkbox"/> Not Applicable	See the Envelope Assemblies table for values.
303.2, 402.2.9 [FO2] <sup>1</sup>	Slab edge insulation installed per manufacturer's instructions.			<input type="checkbox"/> Complies <input type="checkbox"/> Does Not <input type="checkbox"/> Not Observable <input type="checkbox"/> Not Applicable	
402.1.1 [FO3] <sup>1</sup>	Slab edge insulation depth/length.	____ ft	____ ft	<input type="checkbox"/> Complies <input type="checkbox"/> Does Not <input type="checkbox"/> Not Observable <input type="checkbox"/> Not Applicable	See the Envelope Assemblies table for values.
402.1.1 [FO4] <sup>1</sup>	Conditioned basement wall insulation R-value. Where interior insulation is used, verification may need to occur during Insulation Inspection. Not required in warm-humid locations in Climate Zone 3.	R-____ R-____	R-____ R-____	<input type="checkbox"/> Complies <input type="checkbox"/> Does Not <input type="checkbox"/> Not Observable <input type="checkbox"/> Not Applicable	See the Envelope Assemblies table for values.
303.2 [FO5] <sup>1</sup>	Conditioned basement wall insulation installed per manufacturer's instructions.			<input type="checkbox"/> Complies <input type="checkbox"/> Does Not <input type="checkbox"/> Not Observable <input type="checkbox"/> Not Applicable	
402.2.8 [FO6] <sup>1</sup>	Conditioned basement wall insulation depth of burial or distance from top of wall.	____ ft	____ ft	<input type="checkbox"/> Complies <input type="checkbox"/> Does Not <input type="checkbox"/> Not Observable <input type="checkbox"/> Not Applicable	See the Envelope Assemblies table for values.
303.2.1 [FO11] <sup>2</sup>	A protective covering is installed to protect exposed exterior insulation and extends a minimum of 6 in. below grade.			<input type="checkbox"/> Complies <input type="checkbox"/> Does Not <input type="checkbox"/> Not Observable <input type="checkbox"/> Not Applicable	
403.8 [FO12] <sup>2</sup>	Snow- and ice-melting system controls installed.			<input type="checkbox"/> Complies <input type="checkbox"/> Does Not <input type="checkbox"/> Not Observable <input type="checkbox"/> Not Applicable	






**Additional Comments/Assumptions:**

1 High Impact (Tier 1)	2 Medium Impact (Tier 2)	3 Low Impact (Tier 3)
------------------------	--------------------------	-----------------------

Section # & Req.ID	Framing / Rough-In Inspection	Plans Verified Value	Field Verified Value	Complies?	Comments/Assumptions
402.1.1, 402.3.4 [FR1] <sup>1</sup>	Door U-factor.	U-____	U-____	<input type="checkbox"/> Complies <input type="checkbox"/> Does Not <input type="checkbox"/> Not Observable <input type="checkbox"/> Not Applicable	See the Envelope Assemblies table for values.
402.1.1, 402.3.1, 402.3.3, 402.3.6, 402.5 [FR2] <sup>1</sup>	Glazing U-factor (area-weighted average).	U-____	U-____	<input type="checkbox"/> Complies <input type="checkbox"/> Does Not <input type="checkbox"/> Not Observable <input type="checkbox"/> Not Applicable	See the Envelope Assemblies table for values.
303.1.3 [FR4] <sup>1</sup>	U-factors of fenestration products are determined in accordance with the NFRC test procedure or taken from the default table.			<input type="checkbox"/> Complies <input type="checkbox"/> Does Not <input type="checkbox"/> Not Observable <input type="checkbox"/> Not Applicable	
402.4.3 [FR20] <sup>1</sup>	Fenestration that is not site built is listed and labeled as meeting AAMA /WDMA/CSA 101/I.S.2/A440 or has infiltration rates per NFRC 400 that do not exceed code limits.			<input type="checkbox"/> Complies <input type="checkbox"/> Does Not <input type="checkbox"/> Not Observable <input type="checkbox"/> Not Applicable	
402.4.4 [FR16] <sup>2</sup>	IC-rated recessed lighting fixtures sealed at housing/interior finish and labeled to indicate ≤2.0 cfm leakage at 75 Pa.			<input type="checkbox"/> Complies <input type="checkbox"/> Does Not <input type="checkbox"/> Not Observable <input type="checkbox"/> Not Applicable	
403.2.1 [FR12] <sup>1</sup>	Supply ducts in attics are insulated to ≥R-8. All other ducts in unconditioned spaces or outside the building envelope are insulated to ≥R-6.	R-____ R-____	R-____ R-____	<input type="checkbox"/> Complies <input type="checkbox"/> Does Not <input type="checkbox"/> Not Observable <input type="checkbox"/> Not Applicable	
403.2.2 [FR13] <sup>1</sup>	All joints and seams of air ducts, air handlers, and filter boxes are sealed.			<input type="checkbox"/> Complies <input type="checkbox"/> Does Not <input type="checkbox"/> Not Observable <input type="checkbox"/> Not Applicable	
403.3 [FR17] <sup>2</sup>	HVAC piping conveying fluids above 105 °F or chilled fluids below 55 °F are insulated to ≥R-3.	R-____	R-____	<input type="checkbox"/> Complies <input type="checkbox"/> Does Not <input type="checkbox"/> Not Observable <input type="checkbox"/> Not Applicable	
403.3.1 [FR24] <sup>2</sup>	Protection of insulation on HVAC piping.			<input type="checkbox"/> Complies <input type="checkbox"/> Does Not <input type="checkbox"/> Not Observable <input type="checkbox"/> Not Applicable	
403.4.2 [FR18] <sup>2</sup>	Hot water pipes are insulated to ≥R-3.	R-____	R-____	<input type="checkbox"/> Complies <input type="checkbox"/> Does Not <input type="checkbox"/> Not Observable <input type="checkbox"/> Not Applicable	
403.5 [FR19] <sup>2</sup>	Automatic or gravity dampers are installed on all outdoor air intakes and exhausts.			<input type="checkbox"/> Complies <input type="checkbox"/> Does Not <input type="checkbox"/> Not Observable <input type="checkbox"/> Not Applicable	

**Additional Comments/Assumptions:**










1 High Impact (Tier 1)	2 Medium Impact (Tier 2)	3 Low Impact (Tier 3)
------------------------	--------------------------	-----------------------

Section # & Req.ID	Insulation Inspection	Plans Verified Value	Field Verified Value	Complies?	Comments/Assumptions
303.1 [IN13] <sup>2</sup> 	All installed insulation is labeled or the installed R-values provided.			<input type="checkbox"/> Complies <input type="checkbox"/> Does Not <input type="checkbox"/> Not Observable <input type="checkbox"/> Not Applicable	
402.1.1, 402.2.6 [IN1] <sup>1</sup> 	Floor insulation R-value.	R-____ <input type="checkbox"/> Wood <input type="checkbox"/> Steel	R-____ <input type="checkbox"/> Wood <input type="checkbox"/> Steel	<input type="checkbox"/> Complies <input type="checkbox"/> Does Not <input type="checkbox"/> Not Observable <input type="checkbox"/> Not Applicable	See the Envelope Assemblies table for values.
303.2, 402.2.7 [IN2] <sup>1</sup> 	Floor insulation installed per manufacturer's instructions, and in substantial contact with the underside of the subfloor.			<input type="checkbox"/> Complies <input type="checkbox"/> Does Not <input type="checkbox"/> Not Observable <input type="checkbox"/> Not Applicable	
402.1.1, 402.2.5, 402.2.6 [IN3] <sup>1</sup> 	Wall insulation R-value. If this is a mass wall with at least 1/2 of the wall insulation on the wall exterior, the exterior insulation requirement applies (FR10).	R-____ <input type="checkbox"/> Wood <input type="checkbox"/> Mass <input type="checkbox"/> Steel	R-____ <input type="checkbox"/> Wood <input type="checkbox"/> Mass <input type="checkbox"/> Steel	<input type="checkbox"/> Complies <input type="checkbox"/> Does Not <input type="checkbox"/> Not Observable <input type="checkbox"/> Not Applicable	See the Envelope Assemblies table for values.
303.2 [IN4] <sup>1</sup> 	Wall insulation is installed per manufacturer's instructions.			<input type="checkbox"/> Complies <input type="checkbox"/> Does Not <input type="checkbox"/> Not Observable <input type="checkbox"/> Not Applicable	

**Additional Comments/Assumptions:**

1	High Impact (Tier 1)	2	Medium Impact (Tier 2)	3	Low Impact (Tier 3)
---	----------------------	---	------------------------	---	---------------------



Section # & Req.ID	Final Inspection Provisions	Plans Verified Value	Field Verified Value	Complies?	Comments/Assumptions
402.1.1, 402.2.1, 402.2.2, 402.2.6 [FI1] <sup>1</sup> 	Ceiling insulation R-value.	R-____ <input type="checkbox"/> Wood <input type="checkbox"/> Steel	R-____ <input type="checkbox"/> Wood <input type="checkbox"/> Steel	<input type="checkbox"/> Complies <input type="checkbox"/> Does Not <input type="checkbox"/> Not Observable <input type="checkbox"/> Not Applicable	See the Envelope Assemblies table for values.
303.1.1.1, 303.2 [FI2] <sup>1</sup> 	Ceiling insulation installed per manufacturer's instructions. Blown insulation marked every 300 ft <sup>2</sup> .			<input type="checkbox"/> Complies <input type="checkbox"/> Does Not <input type="checkbox"/> Not Observable <input type="checkbox"/> Not Applicable	
402.2.3 [FI22] <sup>2</sup>	Vented attics with air permeable insulation include baffle adjacent to soffit and eave vents that extends over insulation.			<input type="checkbox"/> Complies <input type="checkbox"/> Does Not <input type="checkbox"/> Not Observable <input type="checkbox"/> Not Applicable	
402.2.4 [FI3] <sup>1</sup> 	Attic access hatch and door insulation ≥R-value of the adjacent assembly.	R-____	R-____	<input type="checkbox"/> Complies <input type="checkbox"/> Does Not <input type="checkbox"/> Not Observable <input type="checkbox"/> Not Applicable	
403.2.2 [FI4] <sup>1</sup> 	Duct tightness test result of ≤10 cfm/100 ft <sup>2</sup> across the system or ≤7.5 cfm/100 ft <sup>2</sup> without air handler @ 25 Pa. For rough-in tests, verification may need to occur during Framing Inspection.	____ cfm/100 ft <sup>2</sup>	____ cfm/100 ft <sup>2</sup>	<input type="checkbox"/> Complies <input type="checkbox"/> Does Not <input type="checkbox"/> Not Observable <input type="checkbox"/> Not Applicable	
403.2.2.1 [FI24] <sup>1</sup>	Air handler leakage designated by manufacturer at ≤2% of design air flow.			<input type="checkbox"/> Complies <input type="checkbox"/> Does Not <input type="checkbox"/> Not Observable <input type="checkbox"/> Not Applicable	
403.1.1 [FI9] <sup>2</sup> 	Programmable thermostats installed on forced air furnaces.			<input type="checkbox"/> Complies <input type="checkbox"/> Does Not <input type="checkbox"/> Not Observable <input type="checkbox"/> Not Applicable	
403.1.2 [FI10] <sup>2</sup> 	Heat pump thermostat installed on heat pumps.			<input type="checkbox"/> Complies <input type="checkbox"/> Does Not <input type="checkbox"/> Not Observable <input type="checkbox"/> Not Applicable	
403.4.1 [FI11] <sup>2</sup> 	Circulating service hot water systems have automatic or accessible manual controls.			<input type="checkbox"/> Complies <input type="checkbox"/> Does Not <input type="checkbox"/> Not Observable <input type="checkbox"/> Not Applicable	
403.5.1 [FI25] <sup>2</sup>	All mechanical ventilation system fans not part of tested and listed HVAC equipment meet efficacy and air flow limits.			<input type="checkbox"/> Complies <input type="checkbox"/> Does Not <input type="checkbox"/> Not Observable <input type="checkbox"/> Not Applicable	
401.3 [FI7] <sup>2</sup> 	Compliance certificate posted.			<input type="checkbox"/> Complies <input type="checkbox"/> Does Not <input type="checkbox"/> Not Observable <input type="checkbox"/> Not Applicable	
303.3 [FI18] <sup>3</sup> 	Manufacturer manuals for mechanical and water heating systems have been provided.			<input type="checkbox"/> Complies <input type="checkbox"/> Does Not <input type="checkbox"/> Not Observable <input type="checkbox"/> Not Applicable	

**Additional Comments/Assumptions:**

<b>1</b> High Impact (Tier 1)	<b>2</b> Medium Impact (Tier 2)	<b>3</b> Low Impact (Tier 3)
-------------------------------	---------------------------------	------------------------------

1	High Impact (Tier 1)	2	Medium Impact (Tier 2)	3	Low Impact (Tier 3)
---	----------------------	---	------------------------	---	---------------------



# Utah Energy Conservation Code Energy Efficiency Certificate

Insulation Rating	R-Value
-------------------	---------

<b>Above-Grade Wall</b>	<b>19.00</b>
<b>Below-Grade Wall</b>	<b>11.00</b>
<b>Floor</b>	<b>30.00</b>
<b>Ceiling / Roof</b>	<b>49.00</b>
<b>Ductwork (unconditioned spaces):</b>	_____

Glass & Door Rating	U-Factor	SHGC
---------------------	----------	------

<b>Window</b>	<b>0.30</b>	
<b>Door</b>	<b>0.30</b>	

Heating & Cooling Equipment	Efficiency
-----------------------------	------------

<b>Heating System:</b> _____	_____
<b>Cooling System:</b> _____	_____
<b>Water Heater:</b> _____	_____

**Name:** \_\_\_\_\_ **Date:** \_\_\_\_\_

**Comments**



# REScheck Software Version 4.7.1 Compliance Certificate

Project UNIT D - THE REDWOOD MIRROR

Energy Code: **Utah Energy Conservation Code**  
 Location: **Cedar Fort, Utah**  
 Construction Type: **Single-family**  
 Project Type: **New Construction**  
 Orientation: **Bldg. faces 270 deg. from North**  
 Conditioned Floor Area: **2,244 ft2**  
 Glazing Area **12%**  
 Climate Zone: **5 (7011 HDD)**  
 Permit Date:  
 Permit Number:

Construction Site:  
 Unit #228 Spring Run Subdivision  
 Eagle Mountain, UT 84005

Owner/Agent:  
 TRIUMPH CONSTRUCTION  
 5151 South 900 East  
 Salt Lake City, UT 84117  
 801.269.1508

Designer/Contractor:  
 ARCFLO  
 228 East 500 South  
 Suite #101  
 Salt Lake City, UT 84111  
 801.320.9773  
 projects@arcflo.com

## Compliance: Passes using UA trade-off

Compliance: **6.8% Better Than Code** Maximum UA: **369** Your UA: **344**

The % Better or Worse Than Code Index reflects how close to compliance the house is based on code trade-off rules. It DOES NOT provide an estimate of energy use or cost relative to a minimum-code home.


## Envelope Assemblies

Assembly	Gross Area or Perimeter	Cavity R-Value	Cont. R-Value	U-Factor	UA
Ceiling 1 - Level 1: Flat Ceiling or Scissor Truss	18	49.0	0.0	0.026	0
Ceiling 2 - Level 2: Flat Ceiling or Scissor Truss	1,362	49.0	0.0	0.026	35
Wall 1.1 - Main Level: Wood Frame, 16" o.c. Orientation: Front	286	19.0	0.0	0.060	14
Door: Solid Orientation: Unspecified	60			0.300	18
Wall 2.1 - Main Level: Wood Frame, 16" o.c. Orientation: Left side	344	19.0	0.0	0.060	21
Wall 3.1 - Main Level: Wood Frame, 16" o.c. Orientation: Back	18	19.0	0.0	0.060	1
Wall 4.1 - Main Level: Wood Frame, 16" o.c. Orientation: Right side	179	19.0	0.0	0.060	10
Window: Vinyl/Fiberglass Frame:Double Pane with Low-E Orientation: Right side	7			0.300	2
Wall 1.1 - Level 2: Wood Frame, 16" o.c. Orientation: Front	240	19.0	0.0	0.060	11
Window: Vinyl/Fiberglass Frame:Double Pane with Low-E Orientation: Unspecified	50			0.300	15
Wall 2.1 - Level 2: Wood Frame, 16" o.c. Orientation: Left side	412	19.0	0.0	0.060	25

Assembly	Gross Area or Perimeter	Cavity R-Value	Cont. R-Value	U-Factor	UA
Wall 3.1 - Level 2: Wood Frame, 16" o.c. Orientation: Back	240	19.0	0.0	0.060	9
Window: Vinyl/Fiberglass Frame:Double Pane with Low-E Orientation: Unspecified	90			0.300	27
Wall 4.1 - Level 2: Wood Frame, 16" o.c. Orientation: Right side	412	19.0	0.0	0.060	21
Window: Vinyl/Fiberglass Frame:Double Pane with Low-E Orientation: Right side	44			0.300	13
Door: Glass Orientation: Right side	20			0.300	6
Floor 1 - Level 2 - Over Air: All-Wood Joist/Truss:Over Outside Air	26	30.0	0.0	0.033	1
Floor 2 - Level 2 - Over Garage: All-Wood Joist/Truss:Over Outside Air	467	30.0	0.0	0.033	15
Floor 3 - Main Level: Slab-On-Grade:Unheated Insulation depth: 2.0'	75		21.0	0.767	58
Basement Wall 2.2 - Main Level ( UNFINISHED ): Solid Concrete or Masonry Orientation: Left side Wall height: 8.9' Depth below grade: 8.0' Insulation depth: 8.9'	53	0.0	11.0	0.054	3
Basement Wall 3.2 - Main Level ( UNFINISHED ): Solid Concrete or Masonry Orientation: Back Wall height: 8.9' Depth below grade: 8.0' Insulation depth: 8.9'	268	0.0	11.0	0.054	12
Window: Vinyl/Fiberglass Frame:Double Pane with Low-E Orientation: Unspecified	50			0.300	15
Basement Wall 4.2 - Main Level ( UNFINISHED ): Solid Concrete or Masonry Orientation: Right side Wall height: 8.9' Depth below grade: 8.0' Insulation depth: 8.9'	218	0.0	11.0	0.054	12

*Compliance Statement:* The proposed building design described here is consistent with the building plans, specifications, and other calculations submitted with the permit application. The proposed building has been designed to meet the Utah Energy Conservation Code requirements in REScheck Version 4.7.1 and to comply with the mandatory requirements listed in the REScheck Inspection Checklist.

ASHLEY LEHR - PROJECT MANAGER  
Name - Title

  
Signature

02/02/2021

Date





# Inspection Checklist

Energy Code: Utah Energy Conservation Code

Requirements: 0.0% were addressed directly in the REScheck software

Text in the "Comments/Assumptions" column is provided by the user in the REScheck Requirements screen. For each requirement, the user certifies that a code requirement will be met and how that is documented, or that an exception is being claimed. Where compliance is itemized in a separate table, a reference to that table is provided.

Section # & Req.ID	Pre-Inspection/Plan Review	Plans Verified Value	Field Verified Value	Complies?	Comments/Assumptions
103.1, 103.2 [PR1] <sup>1</sup> 	Construction drawings and documentation demonstrate energy code compliance for the building envelope.			<input type="checkbox"/> Complies <input type="checkbox"/> Does Not <input type="checkbox"/> Not Observable <input type="checkbox"/> Not Applicable	
302.1, 403.6 [PR2] <sup>2</sup> 	Heating and cooling equipment is sized per ACCA Manual S based on loads calculated per ACCA Manual J or other methods approved by the code official.	Heating: Btu/hr _____ Cooling: Btu/hr _____	Heating: Btu/hr _____ Cooling: Btu/hr _____	<input type="checkbox"/> Complies <input type="checkbox"/> Does Not <input type="checkbox"/> Not Observable <input type="checkbox"/> Not Applicable	

**Additional Comments/Assumptions:**

1	High Impact (Tier 1)	2	Medium Impact (Tier 2)	3	Low Impact (Tier 3)
---	----------------------	---	------------------------	---	---------------------

Section # & Req.ID	Foundation Inspection	Plans Verified Value	Field Verified Value	Complies?	Comments/Assumptions
402.1.1 [FO1] <sup>1</sup>	Slab edge insulation R-value.	R-____ <input type="checkbox"/> Unheated <input type="checkbox"/> Heated	R-____ <input type="checkbox"/> Unheated <input type="checkbox"/> Heated	<input type="checkbox"/> Complies <input type="checkbox"/> Does Not <input type="checkbox"/> Not Observable <input type="checkbox"/> Not Applicable	See the Envelope Assemblies table for values.
303.2, 402.2.9 [FO2] <sup>1</sup>	Slab edge insulation installed per manufacturer's instructions.			<input type="checkbox"/> Complies <input type="checkbox"/> Does Not <input type="checkbox"/> Not Observable <input type="checkbox"/> Not Applicable	
402.1.1 [FO3] <sup>1</sup>	Slab edge insulation depth/length.	____ ft	____ ft	<input type="checkbox"/> Complies <input type="checkbox"/> Does Not <input type="checkbox"/> Not Observable <input type="checkbox"/> Not Applicable	See the Envelope Assemblies table for values.
402.1.1 [FO4] <sup>1</sup>	Conditioned basement wall insulation R-value. Where interior insulation is used, verification may need to occur during Insulation Inspection. Not required in warm-humid locations in Climate Zone 3.	R-____ R-____	R-____ R-____	<input type="checkbox"/> Complies <input type="checkbox"/> Does Not <input type="checkbox"/> Not Observable <input type="checkbox"/> Not Applicable	See the Envelope Assemblies table for values.
303.2 [FO5] <sup>1</sup>	Conditioned basement wall insulation installed per manufacturer's instructions.			<input type="checkbox"/> Complies <input type="checkbox"/> Does Not <input type="checkbox"/> Not Observable <input type="checkbox"/> Not Applicable	
402.2.8 [FO6] <sup>1</sup>	Conditioned basement wall insulation depth of burial or distance from top of wall.	____ ft	____ ft	<input type="checkbox"/> Complies <input type="checkbox"/> Does Not <input type="checkbox"/> Not Observable <input type="checkbox"/> Not Applicable	See the Envelope Assemblies table for values.
303.2.1 [FO11] <sup>2</sup>	A protective covering is installed to protect exposed exterior insulation and extends a minimum of 6 in. below grade.			<input type="checkbox"/> Complies <input type="checkbox"/> Does Not <input type="checkbox"/> Not Observable <input type="checkbox"/> Not Applicable	
403.8 [FO12] <sup>2</sup>	Snow- and ice-melting system controls installed.			<input type="checkbox"/> Complies <input type="checkbox"/> Does Not <input type="checkbox"/> Not Observable <input type="checkbox"/> Not Applicable	

**Additional Comments/Assumptions:**






1 High Impact (Tier 1)	2 Medium Impact (Tier 2)	3 Low Impact (Tier 3)
------------------------	--------------------------	-----------------------

Section # & Req.ID	Framing / Rough-In Inspection	Plans Verified Value	Field Verified Value	Complies?	Comments/Assumptions
402.1.1, 402.3.4 [FR1] <sup>1</sup>	Door U-factor.	U-____	U-____	<input type="checkbox"/> Complies <input type="checkbox"/> Does Not <input type="checkbox"/> Not Observable <input type="checkbox"/> Not Applicable	See the Envelope Assemblies table for values.
402.1.1, 402.3.1, 402.3.3, 402.3.6, 402.5 [FR2] <sup>1</sup>	Glazing U-factor (area-weighted average).	U-____	U-____	<input type="checkbox"/> Complies <input type="checkbox"/> Does Not <input type="checkbox"/> Not Observable <input type="checkbox"/> Not Applicable	See the Envelope Assemblies table for values.
303.1.3 [FR4] <sup>1</sup>	U-factors of fenestration products are determined in accordance with the NFRC test procedure or taken from the default table.			<input type="checkbox"/> Complies <input type="checkbox"/> Does Not <input type="checkbox"/> Not Observable <input type="checkbox"/> Not Applicable	
402.4.3 [FR20] <sup>1</sup>	Fenestration that is not site built is listed and labeled as meeting AAMA /WDMA/CSA 101/I.S.2/A440 or has infiltration rates per NFRC 400 that do not exceed code limits.			<input type="checkbox"/> Complies <input type="checkbox"/> Does Not <input type="checkbox"/> Not Observable <input type="checkbox"/> Not Applicable	
402.4.4 [FR16] <sup>2</sup>	IC-rated recessed lighting fixtures sealed at housing/interior finish and labeled to indicate ≤2.0 cfm leakage at 75 Pa.			<input type="checkbox"/> Complies <input type="checkbox"/> Does Not <input type="checkbox"/> Not Observable <input type="checkbox"/> Not Applicable	
403.2.1 [FR12] <sup>1</sup>	Supply ducts in attics are insulated to ≥R-8. All other ducts in unconditioned spaces or outside the building envelope are insulated to ≥R-6.	R-____ R-____	R-____ R-____	<input type="checkbox"/> Complies <input type="checkbox"/> Does Not <input type="checkbox"/> Not Observable <input type="checkbox"/> Not Applicable	
403.2.2 [FR13] <sup>1</sup>	All joints and seams of air ducts, air handlers, and filter boxes are sealed.			<input type="checkbox"/> Complies <input type="checkbox"/> Does Not <input type="checkbox"/> Not Observable <input type="checkbox"/> Not Applicable	
403.3 [FR17] <sup>2</sup>	HVAC piping conveying fluids above 105 °F or chilled fluids below 55 °F are insulated to ≥R-3.	R-____	R-____	<input type="checkbox"/> Complies <input type="checkbox"/> Does Not <input type="checkbox"/> Not Observable <input type="checkbox"/> Not Applicable	
403.3.1 [FR24] <sup>2</sup>	Protection of insulation on HVAC piping.			<input type="checkbox"/> Complies <input type="checkbox"/> Does Not <input type="checkbox"/> Not Observable <input type="checkbox"/> Not Applicable	
403.4.2 [FR18] <sup>2</sup>	Hot water pipes are insulated to ≥R-3.	R-____	R-____	<input type="checkbox"/> Complies <input type="checkbox"/> Does Not <input type="checkbox"/> Not Observable <input type="checkbox"/> Not Applicable	
403.5 [FR19] <sup>2</sup>	Automatic or gravity dampers are installed on all outdoor air intakes and exhausts.			<input type="checkbox"/> Complies <input type="checkbox"/> Does Not <input type="checkbox"/> Not Observable <input type="checkbox"/> Not Applicable	

**Additional Comments/Assumptions:**










1 High Impact (Tier 1)	2 Medium Impact (Tier 2)	3 Low Impact (Tier 3)
------------------------	--------------------------	-----------------------



Section # & Req.ID	Insulation Inspection	Plans Verified Value	Field Verified Value	Complies?	Comments/Assumptions
303.1 [IN13] <sup>2</sup> 	All installed insulation is labeled or the installed R-values provided.			<input type="checkbox"/> Complies <input type="checkbox"/> Does Not <input type="checkbox"/> Not Observable <input type="checkbox"/> Not Applicable	
402.1.1, 402.2.6 [IN1] <sup>1</sup> 	Floor insulation R-value.	R-____ <input type="checkbox"/> Wood <input type="checkbox"/> Steel	R-____ <input type="checkbox"/> Wood <input type="checkbox"/> Steel	<input type="checkbox"/> Complies <input type="checkbox"/> Does Not <input type="checkbox"/> Not Observable <input type="checkbox"/> Not Applicable	See the Envelope Assemblies table for values.
303.2, 402.2.7 [IN2] <sup>1</sup> 	Floor insulation installed per manufacturer's instructions, and in substantial contact with the underside of the subfloor.			<input type="checkbox"/> Complies <input type="checkbox"/> Does Not <input type="checkbox"/> Not Observable <input type="checkbox"/> Not Applicable	
402.1.1, 402.2.5, 402.2.6 [IN3] <sup>1</sup> 	Wall insulation R-value. If this is a mass wall with at least 1/2 of the wall insulation on the wall exterior, the exterior insulation requirement applies (FR10).	R-____ <input type="checkbox"/> Wood <input type="checkbox"/> Mass <input type="checkbox"/> Steel	R-____ <input type="checkbox"/> Wood <input type="checkbox"/> Mass <input type="checkbox"/> Steel	<input type="checkbox"/> Complies <input type="checkbox"/> Does Not <input type="checkbox"/> Not Observable <input type="checkbox"/> Not Applicable	See the Envelope Assemblies table for values.
303.2 [IN4] <sup>1</sup> 	Wall insulation is installed per manufacturer's instructions.			<input type="checkbox"/> Complies <input type="checkbox"/> Does Not <input type="checkbox"/> Not Observable <input type="checkbox"/> Not Applicable	

**Additional Comments/Assumptions:**

1	High Impact (Tier 1)	2	Medium Impact (Tier 2)	3	Low Impact (Tier 3)
---	----------------------	---	------------------------	---	---------------------

Section # & Req.ID	Final Inspection Provisions	Plans Verified Value	Field Verified Value	Complies?	Comments/Assumptions
402.1.1, 402.2.1, 402.2.2, 402.2.6 [FI1] <sup>1</sup> 	Ceiling insulation R-value.	R-____ <input type="checkbox"/> Wood <input type="checkbox"/> Steel	R-____ <input type="checkbox"/> Wood <input type="checkbox"/> Steel	<input type="checkbox"/> Complies <input type="checkbox"/> Does Not <input type="checkbox"/> Not Observable <input type="checkbox"/> Not Applicable	See the Envelope Assemblies table for values.
303.1.1.1, 303.2 [FI2] <sup>1</sup> 	Ceiling insulation installed per manufacturer's instructions. Blown insulation marked every 300 ft <sup>2</sup> .			<input type="checkbox"/> Complies <input type="checkbox"/> Does Not <input type="checkbox"/> Not Observable <input type="checkbox"/> Not Applicable	
402.2.3 [FI22] <sup>2</sup>	Vented attics with air permeable insulation include baffle adjacent to soffit and eave vents that extends over insulation.			<input type="checkbox"/> Complies <input type="checkbox"/> Does Not <input type="checkbox"/> Not Observable <input type="checkbox"/> Not Applicable	
402.2.4 [FI3] <sup>1</sup> 	Attic access hatch and door insulation ≥R-value of the adjacent assembly.	R-____	R-____	<input type="checkbox"/> Complies <input type="checkbox"/> Does Not <input type="checkbox"/> Not Observable <input type="checkbox"/> Not Applicable	
403.2.2 [FI4] <sup>1</sup> 	Duct tightness test result of ≤10 cfm/100 ft <sup>2</sup> across the system or ≤7.5 cfm/100 ft <sup>2</sup> without air handler @ 25 Pa. For rough-in tests, verification may need to occur during Framing Inspection.	____ cfm/100 ft <sup>2</sup>	____ cfm/100 ft <sup>2</sup>	<input type="checkbox"/> Complies <input type="checkbox"/> Does Not <input type="checkbox"/> Not Observable <input type="checkbox"/> Not Applicable	
403.2.2.1 [FI24] <sup>1</sup>	Air handler leakage designated by manufacturer at ≤2% of design air flow.			<input type="checkbox"/> Complies <input type="checkbox"/> Does Not <input type="checkbox"/> Not Observable <input type="checkbox"/> Not Applicable	
403.1.1 [FI9] <sup>2</sup> 	Programmable thermostats installed on forced air furnaces.			<input type="checkbox"/> Complies <input type="checkbox"/> Does Not <input type="checkbox"/> Not Observable <input type="checkbox"/> Not Applicable	
403.1.2 [FI10] <sup>2</sup> 	Heat pump thermostat installed on heat pumps.			<input type="checkbox"/> Complies <input type="checkbox"/> Does Not <input type="checkbox"/> Not Observable <input type="checkbox"/> Not Applicable	
403.4.1 [FI11] <sup>2</sup> 	Circulating service hot water systems have automatic or accessible manual controls.			<input type="checkbox"/> Complies <input type="checkbox"/> Does Not <input type="checkbox"/> Not Observable <input type="checkbox"/> Not Applicable	
403.5.1 [FI25] <sup>2</sup>	All mechanical ventilation system fans not part of tested and listed HVAC equipment meet efficacy and air flow limits.			<input type="checkbox"/> Complies <input type="checkbox"/> Does Not <input type="checkbox"/> Not Observable <input type="checkbox"/> Not Applicable	
401.3 [FI7] <sup>2</sup> 	Compliance certificate posted.			<input type="checkbox"/> Complies <input type="checkbox"/> Does Not <input type="checkbox"/> Not Observable <input type="checkbox"/> Not Applicable	
303.3 [FI18] <sup>3</sup> 	Manufacturer manuals for mechanical and water heating systems have been provided.			<input type="checkbox"/> Complies <input type="checkbox"/> Does Not <input type="checkbox"/> Not Observable <input type="checkbox"/> Not Applicable	

**Additional Comments/Assumptions:**

1 High Impact (Tier 1)	2 Medium Impact (Tier 2)	3 Low Impact (Tier 3)
------------------------	--------------------------	-----------------------

1	High Impact (Tier 1)	2	Medium Impact (Tier 2)	3	Low Impact (Tier 3)
---	----------------------	---	------------------------	---	---------------------



# Utah Energy Conservation Code Energy Efficiency Certificate

Insulation Rating	R-Value
-------------------	---------

<b>Above-Grade Wall</b>	<b>19.00</b>
<b>Below-Grade Wall</b>	<b>11.00</b>
<b>Floor</b>	<b>30.00</b>
<b>Ceiling / Roof</b>	<b>49.00</b>
<b>Ductwork (unconditioned spaces):</b>	_____

Glass & Door Rating	U-Factor	SHGC
---------------------	----------	------

<b>Window</b>	<b>0.30</b>	
<b>Door</b>	<b>0.30</b>	

Heating & Cooling Equipment	Efficiency
-----------------------------	------------

<b>Heating System:</b> _____	_____
<b>Cooling System:</b> _____	_____
<b>Water Heater:</b> _____	_____

Name: _____		Date: _____
-------------	--	-------------

Name: \_\_\_\_\_ Date: \_\_\_\_\_

Comments